



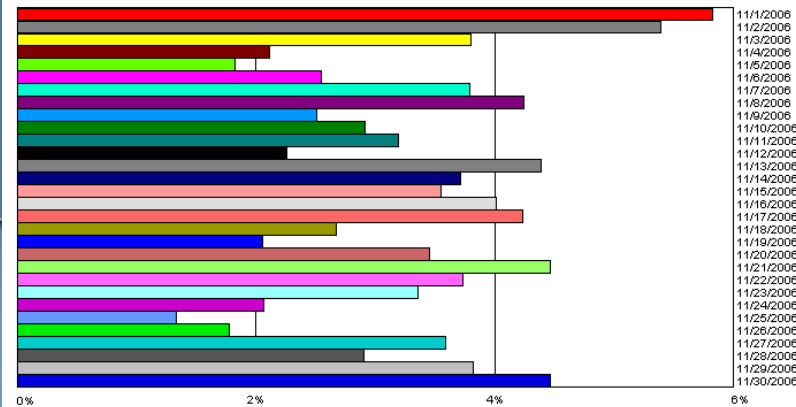
Spoilt for Choice

Jen McMeekin,
Coordinator, Licences and Datasets
Shirley Sullivan,
Team Leader, Subscriptions

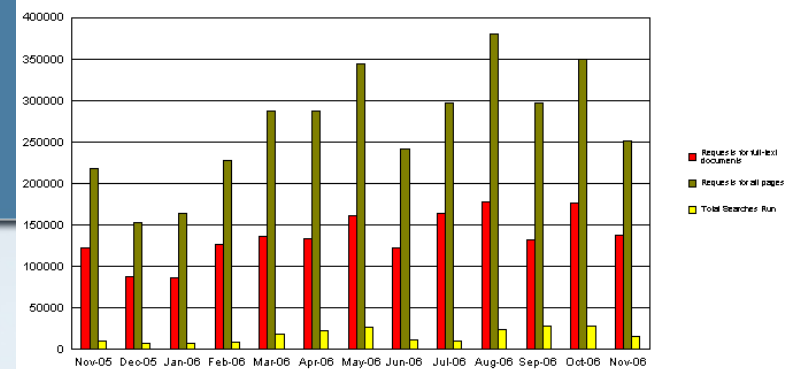
Online packages



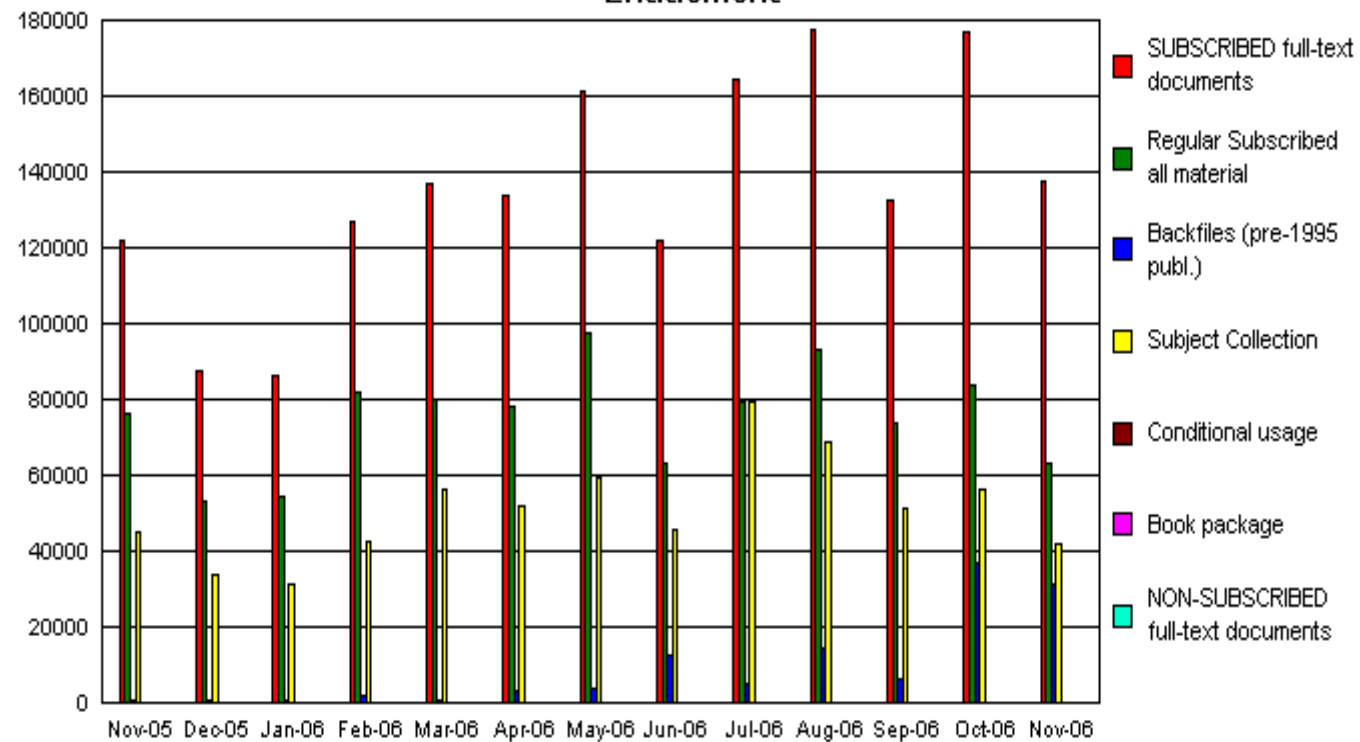
4c. Daily Activity



4a. General Overview



4e. Document Usage by Entitlement



WHAT COUNTER PROVIDES

Consistent, comparable,
publisher/vendor-generated
usage statistics

Update

First COUNTER approved auditor now appointed.

Click here to [apply for COUNTER Membership](#)

About COUNTER

The use of online information resources is growing rapidly. It is widely agreed by producers and purchasers of information that the use of these resources should be measured in a more consistent way. Librarians want to understand better how the information they buy from a variety of sources is being used; publishers want to know how the information products they disseminate are being accessed. An essential requirement to meet these objectives is an agreed international set of standards and protocols governing the recording and exchange of online usage data. The COUNTER Codes of Practice provide these standards and protocols and are published in full on this website. Currently available are:

[Release 2 of the COUNTER Code of Practice for Journals and Databases](#) (published April 2005)

[Release 1 of the COUNTER Code of Practice for Books and Reference Works](#) (published in March 2006)

COUNTER Organizational Structure

In 2003 COUNTER was formally incorporated in England as a not-for-profit company, Counter Online Metrics. It has a Board of Directors, which has invested responsibility for the management and direction of COUNTER in the Executive Committee, chaired by Richard Gedye of Oxford University Press. Peter Shepherd, Project Director, is responsible for the day-to-day management of COUNTER and reports to the Executive Committee.

The International Advisory Board of COUNTER consists of leading experts from the publishing, library and intermediary world. Click here to view the membership of the COUNTER Board of Directors, Executive Committee and International Advisory Board.

[Click here to view Organizational Structure of COUNTER](#) DOC (43Kb)

Membership information Become a COUNTER member now

COUNTER is owned by its members. Publishers, intermediaries, libraries, consortia and industry organizations are all eligible for full, voting membership. The following annual membership rates apply for 2007:

- Publisher £530 (\$800)
- Intermediary £530 (\$800)
- Library £265 (\$400)
- Library Consortium £355 (\$530)
- Industry Organization £265 (\$400)
- Library Affiliate £106 (\$160)

Welcome: **Guest User**

Tuesday, September 04, 2007

You are at: Home

Home

Welcome to ScholarlyStats - the online portal for library usage statistics. ScholarlyStats has been developed to provide information professionals with a single point of access to their vendor usage statistics. Providing *faster access* to consolidated data, it can help you to analyse usage of your online content *more easily* and *more effectively*.

ScholarlyStats delivers consolidated reports to libraries around the globe, providing a clearer view of usage of over **70,000 journals** and almost **450 databases** from **46 platforms**. We can also integrate your consolidated usage reports with **3 integration partners**. We are adding new platforms and partners all the time and welcome suggestions. To see what is currently available, [download here](#).

For an overview of the service, [click here](#).

Existing User Log-in

If you have a ScholarlyStats username and password, please log-in here:

Username: Password: [Login Help](#)

New User Activation

If you have been issued with a ScholarlyStats Library Activation Code, please activate your account:

[Activation Help](#)

ScholarlyStats Benefits

- Single access portal for your usage statistics
- Demonstrate the value of online access
- Gain new insights into usage at your library
- Spend more time analyzing usage statistics and less time administering them

 [More Information](#)

Awards



Quotes

“Before ScholarlyStats we didn't have enough support to merge, compare and really use our statistics. Having this data so easily available has been a huge time saver and the reports are a leap forward in using the data for meaningful comparisons.”

Diane Grover,
University of Washington

Latest News



ScholarlyStats allows **University of Birmingham library** to spend more time evaluating their usage data [more>>](#)

Shirely Sullivan, Lynne Horwood & Sabina Robertson from the University of Melbourne write on the benefits of Integrating ScholarlyStats with other products [more>>](#)

Welcome: **Shirley Sullivan, University of Melbourne**

Thursday, June 07, 2007

You are at: Home

Home

Welcome to ScholarlyStats. You can access your [Latest Reports](#) , or go to the [Reports Menu](#), to access all of your ScholarlyStats reports. Your library's next set of reports will be available on the 20th working day of the month. To enter or modify your Platform Access Details, please click [Admin](#). To update your password, email address or security code, click [Update Account](#) .

Reports



View your latest reports, archived reports and source reports.

Admin



Enter or modify your Platform Access Details, review your library account details or create additional user accounts for your library colleagues.

Update Account



Update your Email address, password or security code word.

Awards



Quotes

“ The ScholarlyStats Dashboard Reports smooth out the sense of being overwhelmed by statistics. ”

Jim Stemper
University of Minnesota Twin Cities Library, US

Latest News



ScholarlyStats allows **University of Birmingham library** to spend more time evaluating their usage data [more >>](#)

Welcome: **Shirley Sullivan, University of Melbourne**

Thursday, June 07, 2007

You are at: [Home](#) > Admin

Admin

Welcome to the Admin area. This section allows you to view a list of all the publishers/platforms that we are collecting reports from for your library; enter or modify your Platform Access Details (so we can collect the reports on your behalf); review your integration partner details; and create additional user accounts for your library so your colleagues can access your reports too. For help please see [Admin Help](#).

List of Platforms



List of platforms that you have selected for ScholarlyStats

Platform Access Details



Enter/Edit Platform Access Details for your supported platforms

List of Integration Partners



List of Integration Partner that you have selected for ScholarlyStats

Account Details



Review your library's ScholarlyStats account details

Create Additional User Accounts



Create new ScholarlyStats user accounts for your library colleagues

Welcome: **Shirley Sullivan, University of Melbourne**

Thursday, June 07, 2007

You are at: [Home](#) > [Admin](#) > List of Platforms

List Of Platforms

This section allows you to review which platforms you have selected for inclusion in your ScholarlyStats reports, and which reports should be collected for each platform.

To select additional reports or platforms, please [Contact Us](#) or if you do not wish to make any changes please return to the [Admin](#) menu page or [Home](#) page.

Library Name:	University of Melbourne
Library Code:	SS00014-melb
Max no. of platforms:	39
Currently selected platforms:	35



= Selected



= Report available but not selected

-- = Report not available

Selected Platforms	Platform Name	Platform Code	Reports Available			
			JR1	DB1	DB2	DB3
	American Association for the Advancement of Science	aaas		--	--	--
	American Chemical Society	acs		--	--	--
	American Meterological Society	all		--	--	--
	Annual Reviews	ann		--	--	--
	BioOne	bio		--	--	--
	Blackwell Synergy	blac		--	--	
	British Medical Journal	bmj		--	--	--
	Caliber	cali		--	--	
	CSIRO	csiro		--	--	--
	Cambridge Journals Online	CJO		--	--	--

Welcome: **Shirley Sullivan, University of Melbourne**

Thursday, June 07, 2007

You are at: [Home](#) > [Admin](#) > Create Additional User Accounts

Create Additional User Accounts

This section allows you to create additional ScholarlyStats user accounts for your library colleagues. There are 2 types of user that you can create: Library Administrators and Library Users. Library Users can access the same usage reports as Library Administrators. In addition, Library Administrators can also add or edit Platform Access Details and create additional user accounts. The user accounts already linked to your institution (including your own) are listed below. For help see [Create Additional User Accounts help](#), or [Contact Us](#)

Create additional account

User's Name	Username	E-mail	Role
Barbara Rocchi	barbara	bmr@unimelb.edu.au	LIBRARY USER
Helen Page	helen	helen.page@unimelb.edu.au	LIBRARY USER
Henry Owino	howino	howino@unimelb.edu.au	LIBRARY USER
Jenifer McMeekin	jenifer	jenifer@unimelb.edu.au	LIBRARY ADMINISTRATOR
Karen Kealy	karenk	k.kealy@unimelb.edu.au	LIBRARY USER
Lynne Horwood	lynnemh	lynnemh@unimelb.edu.au	LIBRARY ADMINISTRATOR
Mary Coghlan	maryc	mcoghlan@unimelb.edu.au	LIBRARY USER
Mary Ann Gibson	maryann	ma.gibson@unimelb.edu.au	LIBRARY USER
mps account	mps@ss00014melb	newaccounts@mpstechnologies.com	LIBRARY ADMINISTRATOR
Peta Humphreys	petah	phump@unimelb.edu.au	LIBRARY USER
Sabina Robertson	sabina	sabinar@unimelb.edu.au	LIBRARY ADMINISTRATOR
Shirley Sullivan	restructure	s.sullivan@unimelb.edu.au	LIBRARY ADMINISTRATOR
Trish Wilson	trish	trish.wilson@unimelb.edu.au	LIBRARY USER

[Home](#)
[Reports](#)
[Admin](#)
[Update Account](#)
[About ScholarlyStats](#)
[Resources](#)
[About MPS](#)
[Contact Us](#)
[Help](#)
[Logout](#)

Welcome: **Shirley Sullivan, University of Melbourne**
Thursday, June 07, 2007

You are at: [Home](#) > [Reports](#) > Latest Reports

Latest Reports

Your latest ScholarlyStats reports are available below. These reports are available to open or download in comma separated format (.CSV), excel formatted (.XLS), or through a compressed zip files (ZIP), please just click on the icon next to the desired report. Note that large reports may take a little time to download depending on your internet connection. We recommend that you download the ZIP version as it will download more quickly. If you have any queries, [Report Help](#) is available or you can [Contact Us](#). Return to the [Reports Menu](#) page or the [Home](#) page.

The latest ScholarlyStats reports for University of Melbourne, Mar-2007:

Consolidated Reports	Description	ZIP	CSV	XLS
Consolidated Journal Report 1	Full-Text Article Requests by Journal Title, Platform and Month	(1 MB)	(6 MB)	(17 MB)
Consolidated Database Report 1	Searches and Sessions by Month and Database	(3 KB)	(18 KB)	(174 KB)
Consolidated Database Report 2	Turnaways by Month and Database	(1 KB)	(4 KB)	(102 KB)
Consolidated Database Report 3	Searches and Sessions by Month and Service	(0.97 KB)	(2 KB)	(88 KB)

Dashboard Reports	Description	ZIP	CSV	XLS
Dashboard Report 1	Number of Titles by Platform	(0.6 KB)	(0.66 KB)	(165 KB)
Dashboard Report 2	Number of Full Text Article Requests by Platform	(0.9 KB)	(1 KB)	(167 KB)
Dashboard Report 3	Average Use By Platform	(0.89 KB)	(1 KB)	(166 KB)
Dashboard Report 4	Top Use Journals by Platform	(6 KB)	(16 KB)	(256 KB)
Dashboard Report 5	Low Usage Journals (including zeros)	(678 KB)	(2 MB)	(9 MB)
Dashboard Report 6	Zero Usage Journals Report	(678 KB)	(2 MB)	(9 MB)



NISO Standardized Usage Statistics Harvesting Initiative (SUSHI)

[NISO Home](#)

[About NISO](#)

[NISO Standards](#)

[NISO Registration Process](#)

[Creating Standards](#)

[Become a Member](#)

[The Standards World](#)

[International](#)

- [Problem Statement](#)
- [SUSHI Draft Standard for Trial Use](#) (released 9/20/06 - PDF)
- [SUSHI Developers](#)
- [Reference Material](#)
 - [Schemas](#)
 - [Toolkits](#)
 - [Reports Registry](#)
 - [Automating Usage Statistics Harvesting Requirements](#)
 - [Related Links](#)
- [FAQs \(Frequently Asked Questions\)](#)
- [Events, Presentations, Press Coverage](#)
- [Working Group](#)

Problem statement

Libraries engaged in managing usage statistics for online content face both challenges and opportunities.

Challenges: Usage statistics are widely available from online content providers and Project COUNTER has provided useful guidelines for counting and reporting usage. Unfortunately, the statistics are not yet available in a consistent data container and the administrative cost of individual provider-by-provider downloads is high.


Opportunities: The emergence of Electronic Resource Management Systems with the capability of storing usage statistics has accelerated the demand from libraries to acquire usage statistics. A number of non-ERMS vendors are also interested in developing business models for the consolidation of statistics for library customers. All of the interested parties are seeking a standard model for machine to machine automation of statistics harvesting.

A cross-industry group of solution-seekers has emerged to apply their skills to building this model. Participants from libraries, ILS vendors and online content providers have collaborated on developing a model that includes an automated request and response for usage statistics. The request and response mechanisms have been designed within a web services model.

Aggregations



Swets Information Services



What is Ulrich's Serials Analysis System™?



Ulrich's Serials Analysis System is a powerful tool for professionals who need to identify, analyze, evaluate and create reports about their print and electronic serials holdings.

Ulrich's Serials Analysis System provides serials librarians, acquisitions and subject specialists, collection managers, electronic resource librarians, and other librarians, as well as serials publishing professionals, with detailed information on the print and electronic serials they have -- and don't have.

For Libraries: Working with your own serials collections, Ulrich's Serials Analysis System integrates internal and evaluative, external information library professionals need to make collection-critical decisions.

For Publishers: Learn how you compare to your competitors by category, quickly analyze details on any publisher's offerings, and answer questions such as "which publishers or aggregators should I partner with?" using informed, statistical data.

Plus, every subscription to Ulrich's Serials Analysis System includes site-wide access to ulrichsweb.com.

[Click for More Frequently Asked Questions \(FAQs\)](#)

http://www.ulrichsweb.com/ulrichsweb/analysis/stats.asp

About The University of Melbourne | Ulrich's Serials Analysis System (...)

HOME | FOR LICENSE ADMINISTRATORS | QUICK GUIDE | LOGOUT

U L R I C H ' S
SERIALS ANALYSIS SYSTEM

The analytical and reporting toolkit for library professionals

Create/Modify Report(s) | Select Statistics to View | Ulrich's Alert | ulrichsweb.com

[Help](#)

SELECT STATISTICS TO VIEW

You may choose a set of reports to view by selecting one of the following options:

Your Library Reports

View analytical reports for lists you have uploaded into your account. These reports can be compared against our Ulrich's Universe or Ulrich's Core, against a Peer Group, or against an Aggregator database.

Comparison & Overlap Analysis Reports

Compare two or more of your uploaded lists. You will have the ability to do a direct one-to-one file comparison, or compare one list to multiple lists to identify gaps and redundancies.

Aggregator Comparison Reports

View analytical reports for Aggregator Databases. You will have the ability to compare up to five at one time or compare individual databases to either the Ulrich's Universe or Ulrich's Core.

Peer Group Reports

View analytical reports for selected Peer Groups of Institutions. Peer Group consists of institutions who reflect similar demographics, including 12-month FTE, region of the U.S. or Canada, and Carnegie Classification (U.S. libraries only).

Top Publisher Reports

View analytical reports for more than 100 serials publishers along with their imprints and divisions. You may compare publishers' offerings to either Ulrich's Universe or Ulrich's Core.

Click [here](#) to create, modify, or delete uploaded files for this account.

HOME | FOR LICENSE ADMINISTRATOR | QUICK GUIDE | LOG OUT
CREATE/MODIFY REPORT(S) | SELECT STATISTICS TO VIEW | ULRICH'S ALERTS | ULRICHSWEB.COM

FEEDBACK | CONTACT US

ProQuest CSA

AGGREGATOR COMPARISON REPORTS

View analytical reports for Aggregator Databases. You will have the ability to compare up to five at one time or compare individual databases to either the Ulrich's Universe or Ulrich's Core.

Choose one of these options:

Compare Multiple Databases

Compare up to five databases at one time.

Compared to Ulrich's Universe

All active titles in Ulrich's

Compared to Ulrich's Core

Academic/scholarly, major consumer and trade

Click [here](#) to create, modify, or delete uploaded files for this account.

[HOME](#) | [FOR LICENSE ADMINISTRATOR](#) | [QUICK GUIDE](#) | [LOG OUT](#)
[CREATE/MODIFY REPORT\(S\)](#) | [SELECT STATISTICS TO VIEW](#) | [ULRICH'S ALERTS](#) | [ULRICHSWEB.COM](#)

[FEEDBACK](#) | [CONTACT US](#) | [BOWKERLINK](#)

Copyright © 2007 [ProQuest LLC](#). View our [privacy policy](#), or [terms of use](#).

Providing the Best Information



Working Party Membership





Aggregator Comparison Reports: Compare Multiple Databases

	Select an Aggregator from the drop-down list:	Select a Database from the Aggregator:	Include in Comparison
1:	<input type="text"/>	<input type="text"/> View	<input type="checkbox"/>
2:	<input type="text"/>	<input type="text"/> View	<input type="checkbox"/>
3:	<input type="text"/>	<input type="text"/> View	<input type="checkbox"/>
4:	<input type="text"/>	<input type="text"/> View	<input type="checkbox"/>
5:	<input type="text"/>	<input type="text"/> View	<input type="checkbox"/>

Limit To:

☐ Full-Text ☐ Refereed ☐ ISI Impact Factor ☐ Magazines for Libraries

[GO](#)

[CLEAR](#)

[HOME](#) | [FOR LICENSE ADMINISTRATOR](#) | [QUICK GUIDE](#) | [LOG OUT](#)
[CREATE/MODIFY REPORT\(S\)](#) | [SELECT STATISTICS TO VIEW](#) | [ULRICH'S ALERTS](#) | [ULRICHSWEB.COM](#)

[FEEDBACK](#) | [CONTACT US](#)



Copyright © 2007 [ProQuest LLC](#). View our [privacy policy](#), or [terms of use](#).

Aggregator Comparison Reports: Compare Multiple Databases

Select an Aggregator from the drop-down list:

Select a Database from the Aggregator:

Include in Comparison

1:	<input type="text"/>	<input type="text"/>	View	<input checked="" type="checkbox"/>
2:	<input type="text"/>	<input type="text"/>	View	<input checked="" type="checkbox"/>
3:	<input type="text"/>	<input type="text"/>	View	<input type="checkbox"/>
4:	<input type="text"/>	<input type="text"/>	View	<input type="checkbox"/>
5:	<input type="text"/>	<input type="text"/>	View	<input type="checkbox"/>

Limit To:

☒ Full-Text ☐ Refereed ☐ ISI Impact Factor ☐ Magazines for Libraries

GO

CLEAR

Database Comparison Report

Database Name	All Titles in This Database	Titles Unique to This Database	Titles in Common	Titles Not Held in This Database
<input type="text"/>	4749	2725	2024	4310
<input type="text"/>	6334	4310	2024	2725
Total holdings in comparison report	11083	7035	4048	7035

[HOME](#) | [FOR LICENSE ADMINISTRATOR](#) | [QUICK GUIDE](#) | [LOG OUT](#)
[CREATE/MODIFY REPORT\(S\)](#) | [SELECT STATISTICS TO VIEW](#) | [ULRICH'S ALERTS](#) | [ULRICHSWEB.COM](#)

[FEEDBACK](#) | [CONTACT US](#)



<div> <div> <p>U L R I C H ' S SERIALS ANALYSIS SYSTEM</p> <p>The analytical and reporting toolkit for library professionals</p> </div> <div> HOME FOR LICENSE ADMINISTRATORS QUICK GUIDE LOGOUT </div> </div> <div> Create/Modify Report(s) Select Statistics to View Ulrich's Alert ulrichsweb.com </div> <div> Help </div>							
<div>Database Comparison: Titles Unique to This Database</div> <div> This Database: <div></div> DB 1: <div></div> DB 2: <div></div> </div>							
<div>1-50 of 4,310 rows</div> <div> « First « Previous 1 2 3 4 5 6 7 8 9 10 ... Next » Last » </div>							
<div>Enter a number or letter and click GO to jump to the closest match within the current sort view</div> <div>Go To ISSN: <input type="text"/> GO</div>							
Click on any header to sort this report by ascending/descending							
ISSN	EISSN	Title	Subject	Publisher	Indexing Coverage	Fulltext Coverage	Re
0001-2645		Comparative Economic Studies	BUSINESS AND ECONOMICS - ECONOMIC SYSTEMS AND THEORIES, ECONOMIC HISTORY	Palgrave Macmillan Ltd.	DB2: 1965-03-01 to 1971-09-01	DB2: 1965-03-01 to 1971-09-01	
0001-2815	1399-0039	Tissue Antigens	MEDICAL SCIENCES	Blackwell Munksgaard	DB2: 1999-01-01 to present	DB2: 1999-01-01 to 2005-04-07	
0001-3072	1467-6281	Abacus: a journal of accounting, finance and business studies	BUSINESS AND ECONOMICS - ACCOUNTING	Blackwell Publishing Asia	DB2: 1965-09-01 to present	DB2: 1965-09-01 to 2005-04-07	
0001-4346	1573-8876	Russian Academy of Sciences. Mathematical Notes	MATHEMATICS	Consultants Bureau	DB2: 2003-01-01 to present	DB2: 2003-01-01 to 2005-04-07	
0001-4788		Accounting and Business Research	BUSINESS AND ECONOMICS -	Institute of Chartered Accountants in	DB2: 1982-03-01 to present	DB2: 1982-03-01 to present	

[Help](#)

Database Comparison: Titles Unique to This Database

This Database: [REDACTED] E

DB: [REDACTED] hal

DB: [REDACTED]

« First | « Previous | 1 2 3 4 5 6 7 8 9 10 ... | Next » | Last »

[Download](#)

Enter a number or letter and click GO to jump to the closest match within the current sort view

Go To ISSN: [GO](#)

Click on any header to sort this report by ascending/descending

	Subject	Publisher	Indexing Coverage	Fulltext Coverage	Refereed	ISI Impact Factor	Magazine for Libraries
Comparative Economic Studies	BUSINESS AND ECONOMICS - ECONOMIC SYSTEMS AND THEORIES, ECONOMIC HISTORY	Palgrave Macmillan Ltd.	DB2: 1965-03-01 to 1971-09-01	DB2: 1965-03-01 to 1971-09-01	Yes		
Antigens	MEDICAL SCIENCES	Blackwell Munksgaard	DB2: 1999-01-01 to present	DB2: 1999-01-01 to 2005-04-07	Yes	Yes	
Accounting: a journal of accounting, finance and business studies	BUSINESS AND ECONOMICS - ACCOUNTING	Blackwell Publishing Asia	DB2: 1965-09-01 to present	DB2: 1965-09-01 to 2005-04-07	Yes		Review
Journal of the Royal Academy of Sciences. Mathematical Sciences	MATHEMATICS	Consultants Bureau	DB2: 2003-01-01 to present	DB2: 2003-01-01 to 2005-04-07	Yes	Yes	
Accounting and Business Research	BUSINESS AND ECONOMICS - ACCOUNTING	Institute of Chartered Accountants in England and Wales	DB2: 1982-03-01 to present	DB2: 1982-03-01 to present	Yes		Review

Aggregator Comparison Reports: Compare Multiple Databases

Select an Aggregator from the drop-down list:		Select a Database from the Aggregator:	
1:	<input type="text"/>	<input type="text"/>	View
2:	<input type="text"/>	<input type="text"/>	View
3:	Wiley InterScience	Wiley InterScience	View
4:	Springer	Springer LINK current subscriptions	View
5:	Blackwell Publishing	Blackwell-Synergy	View

Limit To:

☒ Full-Text
 ☐ Refereed
 ☐ ISI Impact Factor
 ☐ Magazines for Libraries

GO

CLEAR

Database Comparison Report

Database Name	All Titles in This Database	Titles Unique to This Database	Titles in Common
<input type="text"/>	6334	3479	2855
<input type="text"/>	4407	2286	2121
Wiley InterScience - Wiley InterScience	525	416	109
Springer - Springer LINK current subscriptions	556	329	227
Blackwell Publishing - Blackwell-Synergy	864	192	672
Total holdings in comparison report	12686	6702	5984

KB1 Low use. Purchase not recommended at AUD 2800.00 Proquest is only to 1998											
	A	B	C	D	E	F	G	H	I	J	K
1	Tilte	Jan-06	Feb-06	Mar-06	Apr-06	May-06	Jun-06	Jul-06	Aug-06	YTD	NOTES
2	Alabama Heritage	0	0	0	0	2	0	0	0	2	Low use. Purchase not recommended
3	American Craft	0	0	1	0	1	0	1	0	3	Low use. Purchase not recommended
4	American Journal of Theology & Philosophy	1	1	0	6	1	3	0	0	12	Relatively low use. Print only can be purchased for AUD 88.00
5	American Philosophical Society. Proceedings	0	0	0	0	2	0	0	3	5	Low use. Purchase not recommended
6	American Philosophical Society. Transactions	0	0	0	0	0	0	0	0	0	Low use. Purchase not recommended
7	American Sociological Review	13	12	17	31	18	16	24	30	161	Print was cancelled in 1998. Suggest we purchase online Cost AUD 279.25
8	American Teacher	0	0	2	1	2	1	2	0	8	Low use. Purchase not recommended
9	Analog Science Fiction & Fact (Print edition)	0	0	0	0	0	0	0	0	0	Low use. Purchase not recommended
10	Anglican and Episcopal History	0	0	0	0	1	0	1	1	3	Low use. Purchase not recommended
11	Anthropology & Education Quarterly	2	10	14	11	12	16	4	3	72	We have a current print subscription. Suggest convert to online only
12	Antike und Abendland: Beitrage zum Verstaendnis der Griechen und	0	0	0	0	0	0	0	0	0	Low use. Purchase not recommended
13	Arkansas Historical Quarterly	0	0	0	0	1	0	0	0	1	Low use. Purchase not recommended
14	Ask: arts and sciences for kids	0	0	0	0	0	0	0	0	0	Low use. Purchase not recommended
15	Auto/Biography Studies	3	0	10	3	6	5	1	9	37	Temporarily suspended
16	Bookbird: a journal of international children's literature	0	0	9	11	4	5	0	9	38	Print subscription cancelled 2006. Not available online at present. Relatively low use





jenifer@unimelb.edu.au
s.sullivan@unimelb.edu.au

