



4th international lis-epi meeting

Six years of E-LIS in Spain (2003-2009)

Julio Alonso Arévalo
alar@usal.es

Helena Martín Rodero
helena@usal.es

University of Salamanca (Spain)



E-prints in Library
and Information Science



E-LIS está subvencionado por la **SDG**
de **Coordinación Bibliotecaria**

Open archives and scientific visibility

- The so-called **Green route** –Self archiving- has established itself as the **driving force** behind the movement for open access to scientific information.
- **The authors are the main beneficiaries** in terms of visibility, of archiving research papers in open access repositories.
- Open access **increases the impact** because a greater number of scientists can see the document and consequently will be read more and cited by other authors.
- The impact of the visibility of articles deposited in OA **is difficult to quantify** because it varies from one discipline to another



Open archives and scientific visibility

Statistics

[Estrategias y modelos para enseñar a usar la información](#)

For this eprint: [\[Past four weeks\]](#) [\[This year\]](#) [\[Last year\]](#) [\[All years\]](#)

Abstract views and document downloads

	Abstracts	Downloads
Views	8479	31225

Views by country (derived from IP address of query) for all years

Country	Abstracts	Downloads
United_States	2123	8803
? unknown	1272	6872
Spain	1918	5659
Mexico	757	2669
Argentina	491	1560
Venezuela	215	937
Colombia	243	905
Chile	313	766
Peru	178	600
Europe	86	301
Puerto Rico	65	254
Ecuador	34	208
Cuba	66	149
Brazil	68	148
Costa Rica	50	138
Bolivia	29	118
Guatemala	25	118
Portugal	70	111
Uruguay	36	99

Abstract: 2.645

PDF: 12.613

It is estimated that a relation exists between number of downloads and citations received by papers range -from 0.54 to 0.11% quotes per download.



However only 10% of the authors have at least one article on OA.

E-LIS

Eprints in Library and Information Science

•E-LIS is one of the projects that have had the most impact in the professional field, both nationally and internationally, in recent years.

•Editors from 45 countries worldwide voluntarily cooperate in the construction and dissemination of the project

WEBOMETRICS RANK		
VISIBILITY (external inlinks) 50%	SIZE (web pages)	20%
	RICH FILES	15%
	SCHOLAR	15%

PageRank



8/10



E-prints in Library and Information Science

Ranking Web of World Repositories July 09

Top 400 Repositories

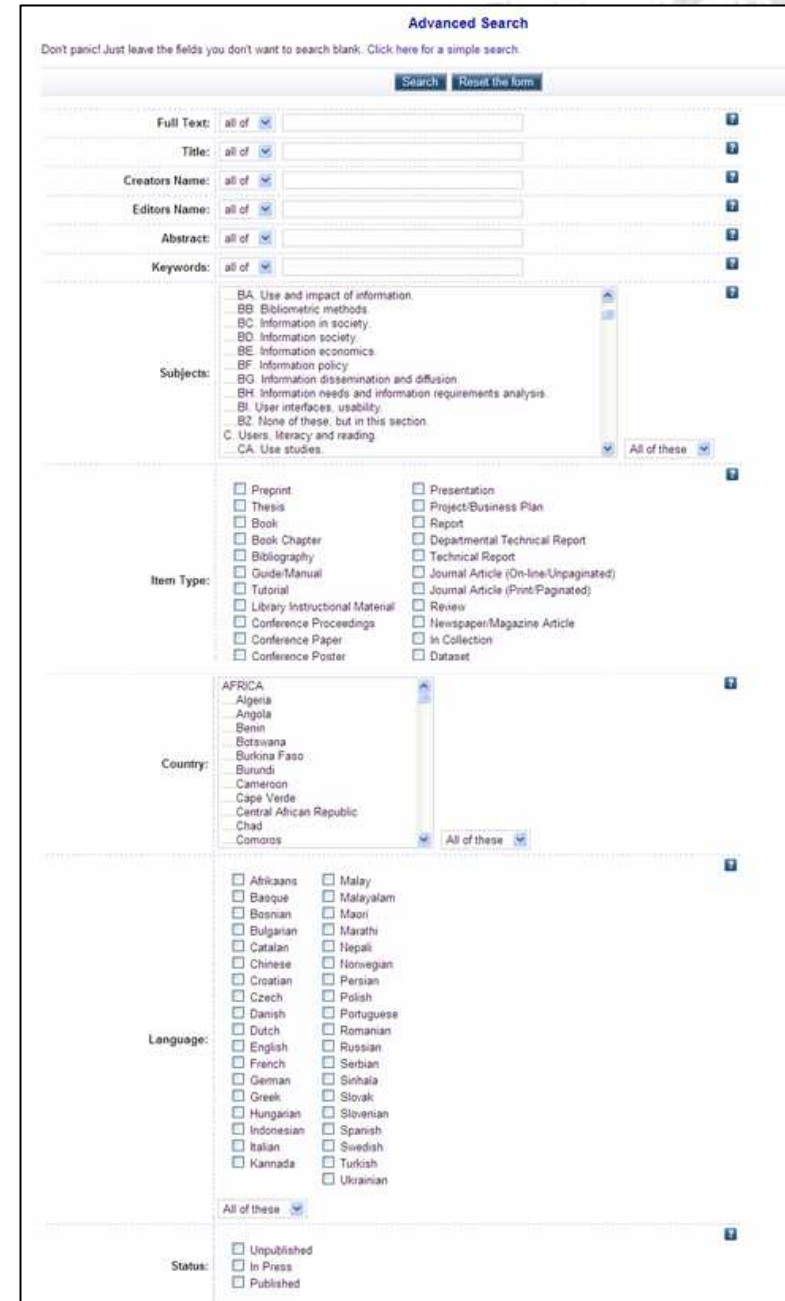
WORLD RANK	REPOSITORY	COUNTRY	SIZE	VISIBILITY	RICH FILES	SCHOLAR
1	Social Science Research Network	USA	3	3	1	5
2	Anrv.org e-Print Archive	USA	4	1	69	4
3	Hal ChRS	FR	10	9	2	9
4	PubMed Central	USA	2	2	468	2
5	Institut National de Recherche en Informatique et en Automatique Archive Ouverte	FR	19	8	3	15
6	Smithsonian/NASA Astrophysics Data System *	USA	9	4	539	1
7	CReSeerX	USA	6	11	11	3
8	Research Papers in Economics	USA	1	7	218	6
9	Universitat Politècnica de Catalunya UPCCommons	ES	24	10	43	24
10	Igitur Archive Universiteit Utrecht	NL	60	81	4	30
11	University of Illinois at Urbana Champaign Ideals	USA	29	82	5	66
12	University of California eScholarship Repository	USA	48	17	81	13
13	Technical University of Denmark Online Research Database in Technology	DK	45	5	365	323
14	King Fahd University of Petroleum and Minerals ePrints	SA	67	32	17	28
15	Ecole Polytechnique Federale de Lausanne Infoscience	CH	7	16	101	122
16	MIT Dspace	USA	15	89	8	10
17	National Library of Finland Dspace Services	FI	38	43	20	19
18	Agecon Search Research in Agricultural and Applied Economics	USA	46	99	6	17
19	CERN Document Server	CH	14	34	137	12
20	National Taiwan University Repository	TW	11	28	111	64
21	University of Southampton ePrints	GB	32	40	75	16
22	Universität Stuttgartelektronische Hochschulschriften	DE	136	13	38	215
23	Universitat Autònoma de Barcelona Dipòsit Digital de Documents	ES	31	21	59	167
24	Kyoto University Research Information Repository	JP	23	35	55	49
25	Universidade do Minho Repositorium	PT	39	29	89	40
26	Tufts University Perseus Digital Library	USA	5	6	408	525
27	Reseau des Bibliothèques de Suisse Occidentale Bibliothèque Numérique	CH	20	23	92	139
28	Dissertations of the University of Groningen	NL	42	58	12	87
29	E LIS: Research in Computing and Library and Information Science	USA	255	14	128	53
30	University of Saint Gallen Forschungsplattform Alexandria	CH	13	33	53	171
31	Georgia Tech's Institutional Repository	USA	30	60	21	20
32	Goteborg University Open Archive	SE	74	24	112	104
33	Ohio State University Knowledge Bank	USA	37	103	9	29
34	University of Queensland Espace	AU	21	62	77	22

Methodology

ADVANCED SEARCH

Collected metadata allows, for each of the entries, to obtain data that can be cross-checked to analyze and compare the situation of **deposits made in E-LIS Spain** concerning:

- Type of documents
- Published / Unpublished
- Categories
- Time series



The screenshot shows the 'Advanced Search' interface. At the top, it says 'Don't panic! Just leave the fields you don't want to search blank. Click here for a simple search.' Below this are two buttons: 'Search' and 'Reset the form'. The search fields are organized into several sections:

- Full Text:** all of [input field]
- Title:** all of [input field]
- Creators Name:** all of [input field]
- Editors Name:** all of [input field]
- Abstract:** all of [input field]
- Keywords:** all of [input field]
- Subjects:** A list of subjects including BA (Use and impact of information), BB (Bibliometric methods), BC (Information in society), BD (Information society), BE (Information economics), BF (Information policy), BG (Information dissemination and diffusion), BH (Information needs and information requirements analysis), BI (User interfaces usability), BJ (None of these, but in this section), C (Users literacy and reading), and CA (Use studies). There is a scroll bar and an 'All of these' dropdown.
- Item Type:** A grid of checkboxes for various document types: Preprint, Thesis, Book, Book Chapter, Bibliography, Guide/Manual, Tutorial, Library Instructional Material, Conference Proceedings, Conference Paper, Conference Poster, Presentation, Project-Business Plan, Report, Departmental Technical Report, Technical Report, Journal Article (On-line/Unpaginated), Journal Article (Print/Paginated), Review, Newspaper/Magazine Article, In Collection, and Dataset.
- Country:** A list of countries including AFRICA, Algeria, Angola, Benin, Botswana, Burkina Faso, Burundi, Cameroon, Cape Verde, Central African Republic, Chad, and Comoros. There is a scroll bar and an 'All of these' dropdown.
- Language:** A grid of checkboxes for various languages: Afrikaans, Basque, Bosnian, Bulgarian, Catalan, Chinese, Croatian, Czech, Danish, Dutch, English, French, German, Greek, Hungarian, Indonesian, Italian, Kannada, Malay, Malayalam, Maori, Marathi, Nepali, Norwegian, Persian, Polish, Portuguese, Romanian, Russian, Serbian, Sinhala, Slovak, Slovenian, Spanish, Swedish, Turkish, and Ukrainian. There is an 'All of these' dropdown.
- Status:** A grid of checkboxes for document status: Unpublished, In Press, and Published.

Methodology

Metadata

- HTML Citation
- ASCII Citation
- Full Metadata
- OpenURL ContextObject
- EndNote
- BibTeX
- OpenURL ContextObject in Span
- MODS
- DIDL
- EP3 XML
- ISO Citation
- Dublin Core
- Reference Manager
- Eprints Application Profile
- Simple Metadata
- Refer
- METS

- ✓ Through the **metadata included in E-LIS** it is relatively easy to make a country-based study, extracting related data (in this case Spain), and export up to 17 different formats
- ✓ Importing to **EndNoteX2 (RIS)**
- ✓ **Cohesion and tagging data.** Authority control, labeled by regions, affiliation ...
- ✓ **Cross-referencing of data,** preparation of tables
- ✓ **Interpretation of results**

Metodology

Time January 2003-June 2009

For this study we collected data from all the authors who have deposited their **metadata including Spain as their country of origin**



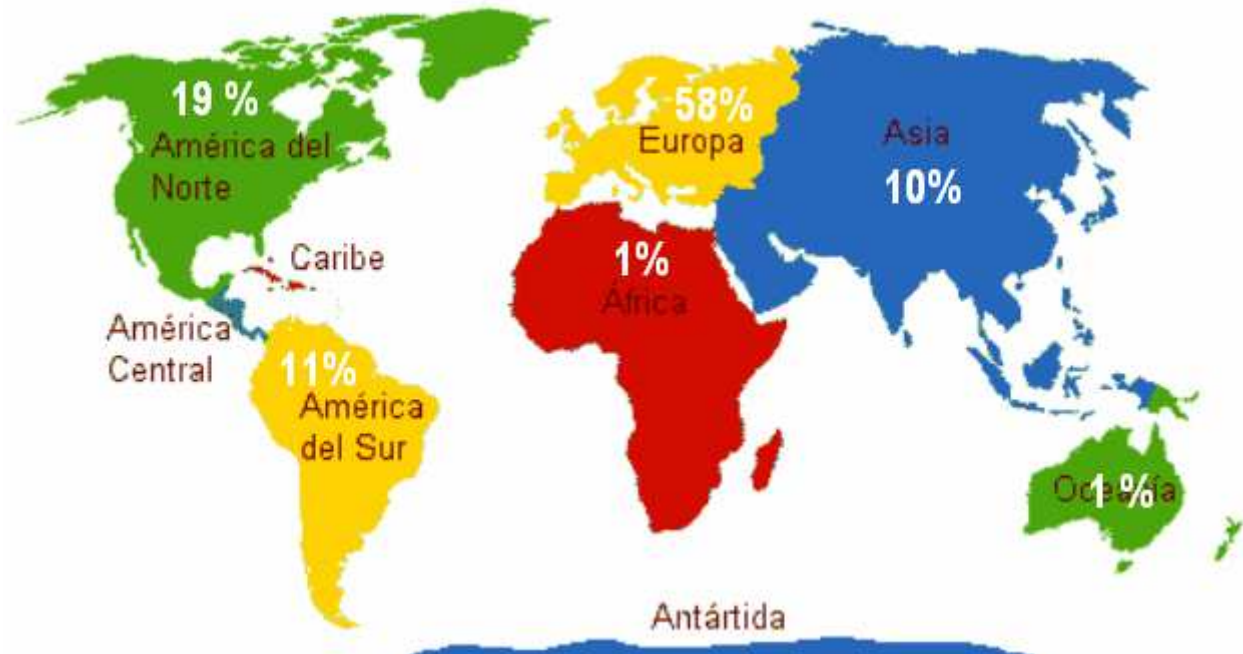
We have obtained documents deposited 1845 to July 2009; from this data we proceeded to **label the authors by their region** of origin with the assistance of other databases (EXIT Directory)




<http://www.directorioexit.info/exit.php?&>

Deposits

CONTINENT	Depósitos
Africa	64
North America	1842
South America	1033
Asia	981
Europe	5668
Oceania	79



E-LIS in Spain España



- The **Spanish contribution was decisive from the beginning**, as several members of the E-LIS team were in the initial project
- **Spain is the country that has archived the most documents in E-LIS** with **1885** deposits, followed by Italy with also a significant presence (1025 deposits) and U.S. 550.

Países	Depósitos	
Spain	1885	
Italy	1025	
United States	550	
India	540	
Cuba	532	
Greece	390	
United Kingdom	377	
Turkey	333	
Argentina	324	
Germany	309	
Brazil	259	
Serbia/Montenegro	238	
Austria	237	
Canada	208	
Colombia	164	
Poland	135	
China	117	
Peru	107	
Switzerland	100	

E-LIS in Spain

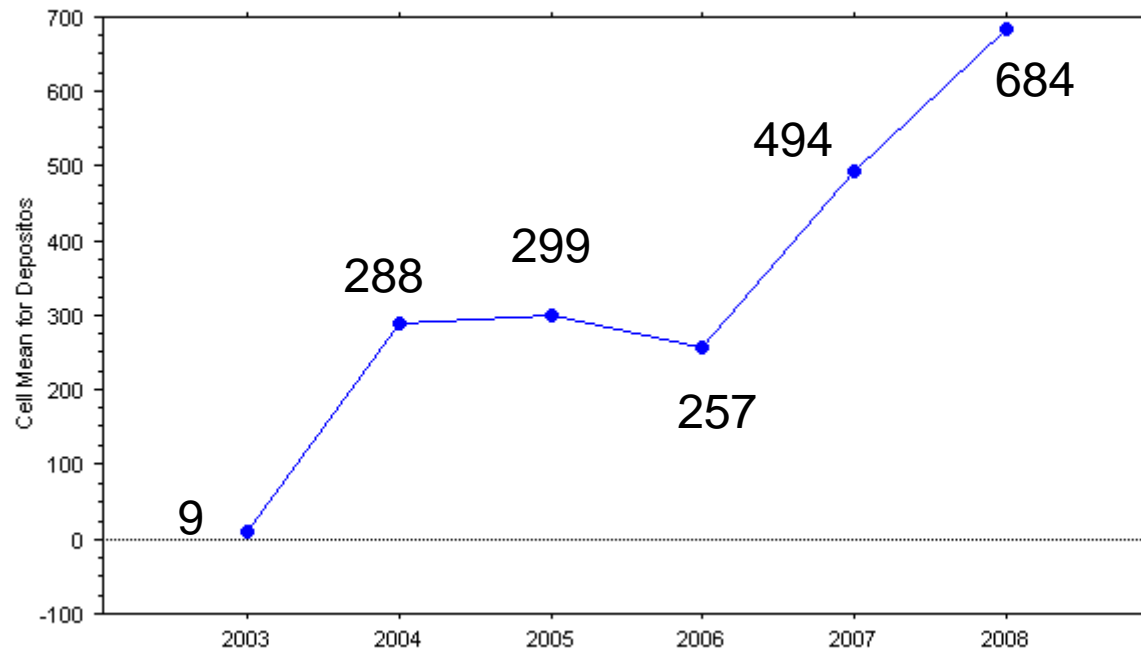


Region	Deposits
Cataluña	500
Madrid	374
Valencia	355
Andalucía	222
Murcia	157
Castilla y León	102
Aragón	51
Galicia	35
Extremadura	31
Resto	19
Total	1846

E-LIS in Spain

- Increase the number of records related to **regions or provinces with LIS schools**.
- The case of journals is significant -through an **agreement with E-LIS publishers** themselves, they deposit the full publication
 - *Métodos de Información (MEI)*
 - Anales de Documentación
 - Boletín de la Asociación Andaluza de Bibliotecarios

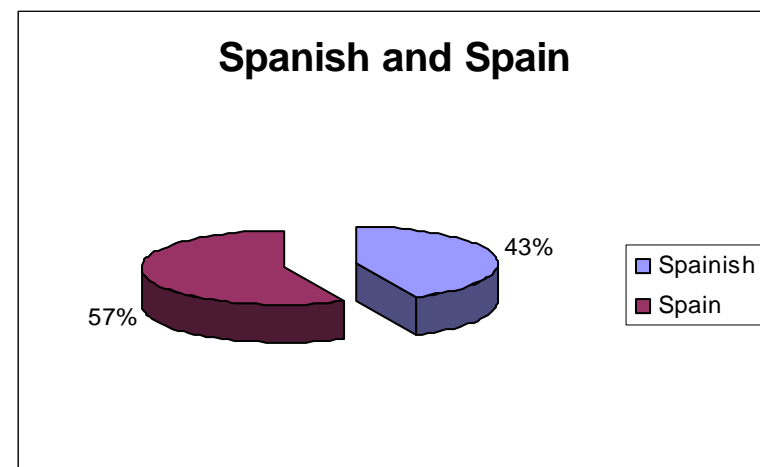
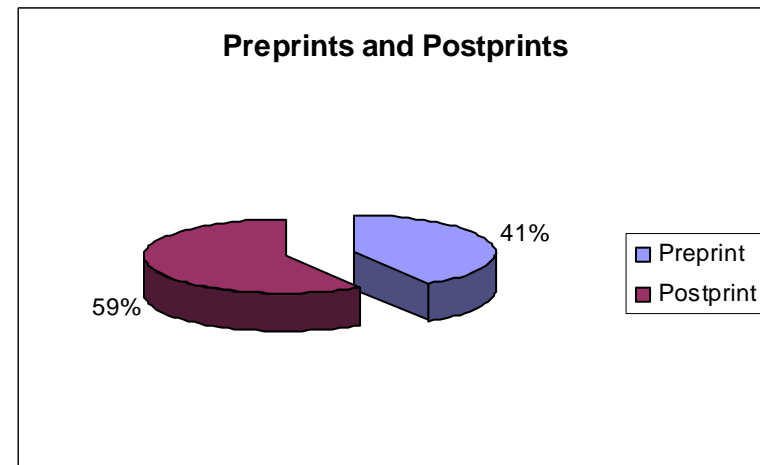
Deposits per Year in Spain



E-LIS en España

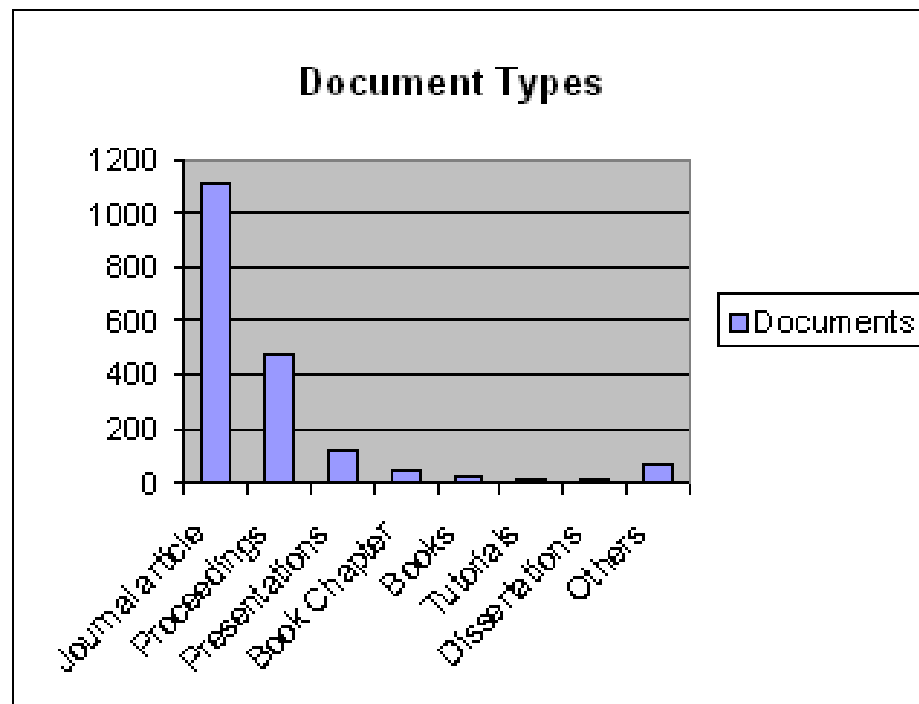
- **Time** January 2003-June 2009
- **Total** documents: 1846
- **Preprints** 759
- **Postprint** 1087

- Total in **Spanish** 3244



E-LIS in Spain

Document Types

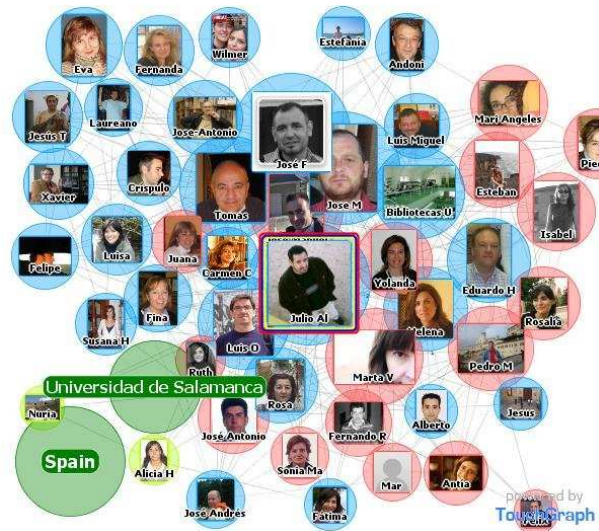


Authors per paper

Spanish authors present in E-LIS	1435
Total items	1845
Authors by document	1, 2



Authors with most deposits



- Moya-Anegón, Félix 43
- Martínez Usero, José Angel 37
- Peset, Fernanda 36
- Delgado-Lopez-Cozar, Emilio 34
- Vives-Gràcia, Josep 32
- Subirats Coll, Imma 32
- Aguillo, Isidro F. 31
- Serra Serra, Jordi 31
- Currás, Emilia 29
- Baiget, Tomas 30
- Jimenez-Contreras, Evaristo 31
- Alonso Arévalo, Julio 28
- Ontalba-Ruipérez, José-Antonio 24
- Guallar, Javier 24
- Tramullas, Jesús 26

Trends Categories JITA

Spain

H. Information sources, supports, channels.	571
B. Information use and sociology of information.	512
D. Libraries as physical collections.	414
L. Information technology and library technology.	386
I. Information treatment for information services	354
G. Industry, profession and education.	204
C. Users, literacy and reading.	181
F. Management.	170
J. Technical services in libraries, archives, museum.	141
A. Theoretical and general aspects of libraries	108
E. Publishing and legal issues.	105
K. Housing technologies.	19

International

H. Information sources, supports, channels.	2722
B. Information use and sociology of information.	2711
L. Information technology and library technology.	1869
I. Information treatment for information services	1673
D. Libraries as physical collections	1588
A. Theoretical and general aspects of libraries.	1055
E. Publishing and legal issues.	927
F. Management.	917
J. Technical services in libraries, archives, museum.	894
C. Users, literacy and reading	880
G. Industry, profession and education.	847
K. Housing technologies.	88

SUBJECTS

**Subjects assigned by
the authors**

INFORMATION TECHNOLOGIES	334
SPAIN	282
MANAGEMENT	275
PROFESSIONALS	265
RETRIEVAL INFORMATION	259
ELECTRONICS RESOURCES	222
TRAINING / LEARNING	217
USERS	201
ACADEMIC LIBRARIES	199
OPEN ACCESS	175
INFORMATION SERVICES	153
EVALUATION	143
RESEARCH	122
PUBLIC LIBRARIES	119
MEDICINE	116
BIBLIOMETRY	91
INDIZATION	87
WEB 2.0	67
LIBRARY AND INFORM. SCIENCES	64
INTELLECTUAL PROPERTY	36
FREE SOFTWARE	31



E-prints in Library
and Information Science

Statistics

Abstract views and document downloads by month/year

Last update : 20-9-2009

Period	Abstracts	Downloads
2009 Sep	16116	14667
2009 Aug	19321	16855
2009 Jul	30127	22005
2009 Jun	35641	27803
2009 May	32901	29449
2009 Apr	36298	30013
2009 Mar	56898	44515
2009 Feb	82821	64348
2009 Jan	57891	58134
2008 Dec	95315	74660
2008 Nov	188451	157688
2008 Oct	228180	217129
2008 Sep	207685	176048
2008 Aug	180451	138284
2008 Jul	196995	146104
2008 Jun	220721	193923
2008 May	211512	190965
2008 Apr	187363	173497
2008 Mar	168671	148925
2008 Feb	146089	135774
2008 Jan	191636	118094
2007 Dec	111594	99882
2007 Nov	177782	142452

Problems between Google
and Eprint3

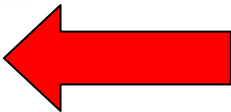
October 2008
22800 Abstracts
217129 Downloads

Statistics

Abstract views and document downloads by country (derived from IP address of query)

Last update : 20-9-2009

Country	Abstracts	Downloads
United_States	2531422	1736218
? unknown	1148134	806264
Spain	524600	445029
Mexico	273262	274629
Italy	177946	176542
Brazil	140869	167075
Colombia	105534	105313
Australia	157806	104271
Argentina	113315	100976
Europe	110506	94977
United_Kingdom	51168	89079
Venezuela	80082	78562
Germany	80400	75145
India	83990	72844
Indonesia	45385	71773
Chile	64989	71003
Peru	64586	69424
Turkey	68525	57208
Japan	64698	54043
China	42874	42392
Poland	42021	38532
Greece	45488	34497
Canada	50903	32346
Portugal	27183	28390
Switzerland	29536	23307
Ecuador	19590	19222
Russian Federation	27367	18491
France	30622	18428



**Abstracts views
and Downloads
By Country**

TOP 15 DOWNLOADS in E-LIS >Spanish

Nº	Artículo	País	Descargas
1	Directorio de consultores, recursos y sitios de Internet relacionados con bibliotecas mexicanas = Directory of consultants, resources & Internet sites relating to Mexican libraries	México	72595
2	La metodología de elaboración de proyectos como una herramienta para el desarrollo cultural	Chile	43349
3	Guía práctica para el uso de las fuentes generales de información impresas y electrónicas	Chile	41022
4	Una introducción a las metodologías de investigación cualitativa aplicadas a la bibliotecología	México	36434
5	Estrategias y modelos para enseñar a usar la información	España	31225
6	Sistema de informação de marketing em unidades de informação	Brasil	27568
7	TeJuT Thesaurus em Direito do Trabalho	Brasil	24833
8	Perkembangan Teknologi Informasi di Indonesia	Indonesia	24782
9	El resumen documental	España	22448
10	Los refranes : herramienta de sensibilización y formación en gerencia de servicios y mercadeo de la información	Colombia	22317
11	LIS salaries: cause for concern?	Reino Unido	21356
12	Hábitos de lectura	Perú	20833
13	Bibliotecas indígenas: un modelo teórico aplicable en comunidades aborígenes argentinas	Argentina	16914
14	Agentes de promoción de la literatura infantil chilena	Chile	12251
15	Las tesis digitales en la Biblioteca Central de la UNAM	México	10514

TOP 20 DOWNLOADS in E-LIS >Spain

Nº	Artículo	Auor	Descargas
1	Estrategias y modelos para enseñar a usar la información	Gómez, JA	31225
2	El resumen documental	Alonso, Julio	22448
3	La información y las bibliotecas en la cultura de masas	Gómez, JA	15662
4	La gestión de las bibliotecas universitarias : indicadores para su evaluación	Alonso, Julio	12799
5	El diccionario etimológico castellano e hispánico de Corominas	Agustí, Lluís	8340
6	Benchmarking : una herramienta para gestionar la excelencia en las bibliotecas	Alonso, Julio	7759
7	La firma electrónica y el archivo digital	Serra Serra, Jordi	7058
8	El análisis documental : indización y resumen	Rubio Liniers, MC	6752
9	Información documental y aprendizaje	Benito Morales, F.	6027
10	Tesaurus de Ciencias de la Documentación	Alvite Díez, ML	5645
11	Thesaurus sobre el mundo del cómic	Catalán, Marcos	5633
12	Converses en la memòria : Luis García Ejarque	Latorre Zacarés, I	5286
13	Incidencia angular y planos en la descripción de imágenes	Caldera Serrano, J	5285
14	La Tipografía experimental	Marco Aledo, JL	5257
15	Arquitectura de la gestión del conocimiento	García Alsina, M	4995
16	Informe APEI sobre web social	Margaix, Didac	4924
17	Modelos Internacionales de Gestión de la Calidad Total	Martín Rodero, H	4808
18	El profesional de la información ante los weblogs.	Lledó Silla, Mario	4808
19	Archivística, archivo, documento de archivo	Fuster Ruiz, F	4622
20	Sanz Domingo, Pedro Libros electrónicos, el nuevo concepto del libro.	Sanz Domingo, P	4591

Conclusions

- Spain is the country with the highest number of deposits in E-LIS
- Relationship between the number of deposits and regions with LIS studies
- Catalonia, Madrid, Valencia and Andalusia are the most active regions
- It has been a very beneficial agreement between E-LIS and Publishers
- Authors with the largest presence in E-LIS:
 - belonging to research groups emerging
 - People involved in OA projects
 - E-LIS Administration

Conclusions

- Documents most commonly deposited : articles, proceedings and presentations
- There are more postprint deposited than preprints
- Few differences in the documents deposited by categories between Spain and the Rest.
- Spain is the 3rd country that carries out consultations

The E-LIS team commended the authors and researchers for the commitment to open availability of research papers in LIS, and encourages them to continue walking the path initiated by the repository as long as six years ago, and continue to drive production of LIS scientific research to have an ever greater weight within the international research community in this discipline.

THANK YOU
E-LIS Team

El equipo de E-LIS felicita a los autores e investigadores españoles por el compromiso con la disponibilidad en abierto de los documentos de investigación en ByD, y les anima a seguir recorriendo el camino iniciado por el repositorio ya hace seis años, y a seguir impulsando la producción científica española en LIS para que tenga cada vez un mayor peso específico dentro de la comunidad investigadora internacional en esta disciplina.

MUCHAS GRACIAS

E-LIS Team