

Acquisition of resources and its use in Sonubhau Baswant College Library:

A Statistical Study

Shahaji Shankar Waghmode

Librarian,

Sonubhau Baswant College of Arts & Commerce

Shahapur, Dist. Thane

sswaghmode2009@gmail.com

Abstract: Many institutions are collect many types of statistical data and use it for the development and decision making and any other policy. All collected data analyze and improve the system. Library statistics is very important for library development process. It is also use in evaluation of the library services. Sonubhau Baswant College Library keeps the day to day statistics of acquisition, cataloguing, circulation, serial control, daily visitors, etc.

Keywords: Acquisition, Library statistics, loan of books, S. B. College Library, Use of resources.

Introduction:

Statistics are instrumental gauging the progress or regress of the library at a given time if the figures of the past are compared with those of the present. A comparison can also be made with other libraries of the locality to know whether a particular library is run on better lines than other libraries or otherwise. The statistics should be used with due care and caution and all the factors which count of affect must be taken into consideration at the time of comparison. (Mittal, 2007)

Statistics:

Krishan Kumar (Kumar, 2001) given meaning of statistics in his book 'statistics in plural sense refers to quantitative information (e.g., no. of books added to a library each year, no. of books received on interlibrary loan). Statistics in singular sense refers to a method of dealing with quantitative information, involving collection, presentation, analysis and interpretation.

Statistics word coined from Latin word “status”. It refers to a method of dealing with quantitative information involving collection, analysis, presentation and interpretation of data. It is a branch of mathematics which appears to have originated 18th century.

Sources of the library statistics: (Ratha)

- Daily, weekly, monthly and quarterly reports.
- Visitors register
- Written documents of library.
- Library software.
- Yearly NAAC Report

Usefulness of Library Statistics:

Krishan Kumar (Kumar, 2001) said in his book usefulness of library statistics. Librarian can use statistics for the following purpose:

- To compile an annual report
- To measure efficiency of different sections or individuals.
- For planning of a library and its services.
- To prepare a case for increase in funds and staff
- To present to users and management the achievements of the library

Objectives of the study:

The objectives of the study is

- To determine of the number of books and journals acquired during the period of study.
- To ascertain the number of reading material used in reading room during the period.

- To assess traffic levels of use of books by users during the period under study.
- To know the numbers of users are registered during period under the study.
- To determine the number of books are issued to users during the period under the study.

Research problem and Methodology:

This study is very necessary for the S. B. College Library evaluates the collection and makes recommendation to the library. The data was obtained from the library statistics which had compiled over a five year period during 2007-2008 to 2011-2012. The data were compiled from acquisition, circulation section, reference section, serial control section, and office. The data were analyzed using tables and graphs, charts, etc.

Sonubhau Baswant College Library:

Sonubhau Baswant College is established in 1984 at Shahapur, Dist. Thane. Shahapur Taluka is 100% Tribal area. No any facility for the students from whole Shahapur Taluka. So, Late Sonubhau Baswant, Former MP and Other members start the college in Shahapur.

Library also started from the beginning of the college start. Library only 234 books and 4 Newspapers was procured during first academic year. Now library is well developed. Above 30000 books including text and reference books, above 3900 books from Book Bank Scheme run with the help of Students Welfare Department, University of Mumbai from 1987 in our college. 92 print journals, 10 Newspapers, N-LIST e-journals and eBooks are subscribed regularly in library. More than 500 bound volumes of journals, 205 CDs are available in the library. In the year 2011-2012 library subscribed N-LIST e resources from INFLIBNET. SOUL Library software purchased from INFLIBNET, Ahmadabad in 2004. Now its upgraded version is updated by SOUL 2.0. All software modules are in working day to day routine works of library. Total library staff is Librarian, 01 Library Clerk, 04 Library Attendants.

Data Analysis

Books Acquisition

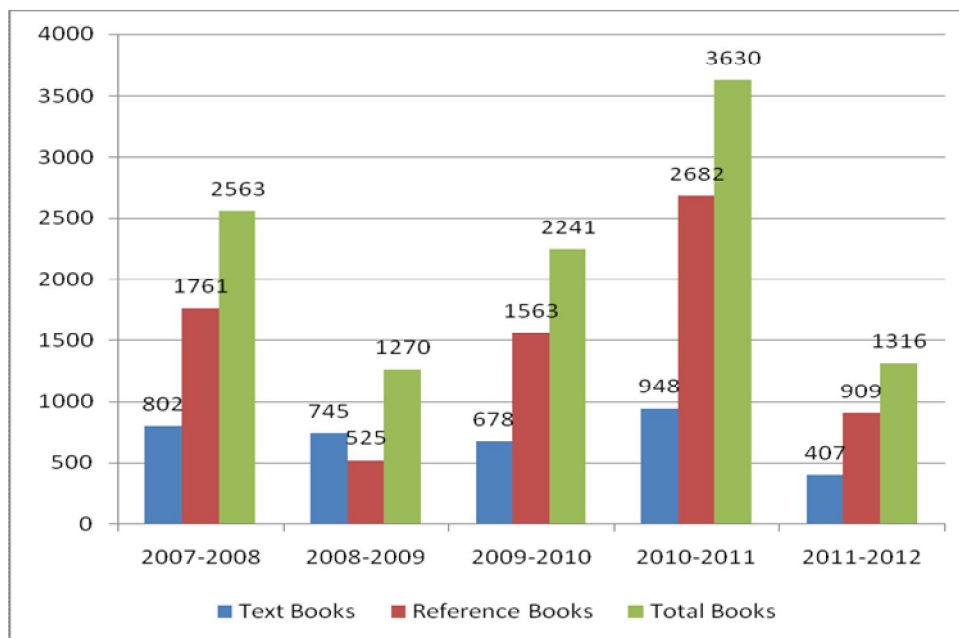


Figure 1 Books Acquisition

In Figure no. 1 say that in year 2010-2011 maximum books are received in the library i.e. 3630 and minimum books received in year 20082009. During the period total 11020 books are purchased in the library

Acquisition of the books in Book Bank Scheme

Table 1 Acquisition of Books under Book Bank Scheme

Sr. No.	Years	Text Books	Reference Books	Total Books
1.	2007-2008	266	43	309
2.	2008-2009	230	21	251
3.	2009-2010	0	0	0
4.	2010-2011	615	73	688
5.	2011-2012	393	30	423
6.	Total Books	1504	167	1671

Book Bank Scheme is run under the assistance of University of Mumbai, Mumbai from 1987. Table no.1 say that maximum books are purchased in year 2010-2011. And minimum books are in 2008-2009. In the year 200-2010 grants are not received from University of Mumbai.

Acquisition of Periodicals

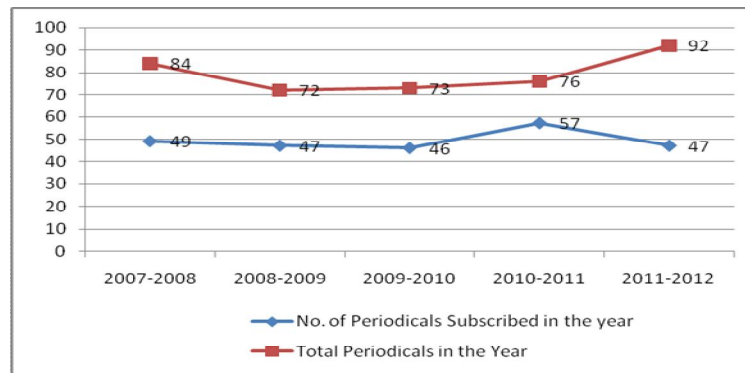


Figure 2 Acquisition of Periodicals

In the figure 2 in the year 2011-2012 maximum periodicals are there i.e. 92. And minimum 72 periodicals subscribed in year 2008-2009. Below line in figure state that the every year subscription of periodicals renewed or new periodicals are subscribed. Many periodicals are subscribed in life member ship. In year 2011-2012 N-LIST online journals and eBooks are subscribed.

No. of Users (Including Staff, Students and External Members)

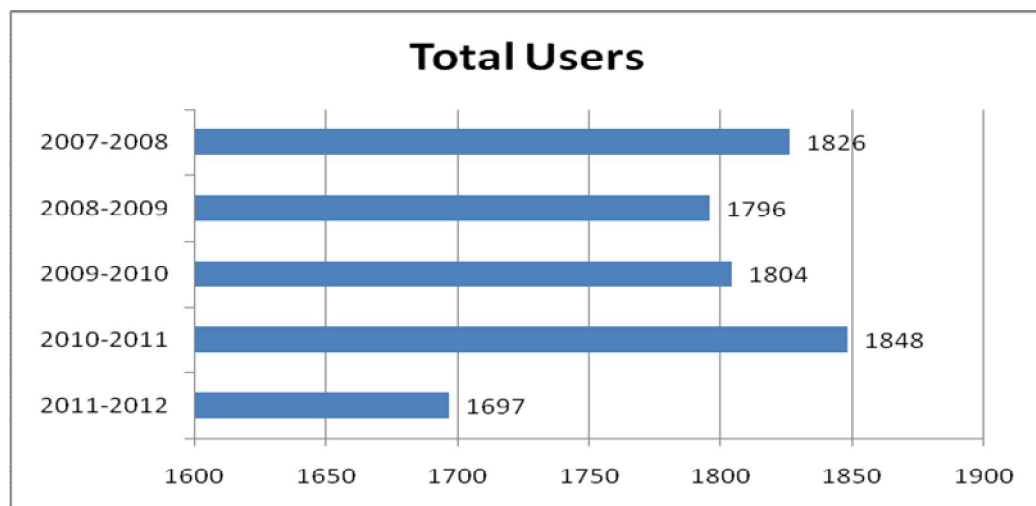


Figure 3 Total Users

In the figure 3 minimum user are registered in 2011-2012 i.e.1697 and maximum users in the year 2010-2011 i.e.1848. Users are including staff, external users and regular admitted students in the college.

Visitors of the library

Sr. No.	Years	No. of visitors
1.	2007-2008	6900
2.	2008-2009	6500
3.	2009-2010	7150
4.	2010-2011	8700
5.	2011-2012	10350

Table 2 Visitors of the library

In the table no. 2 in year 2011-2012 maximum users are visited library i.e. 10350. In year 2008-2009 minimum users are visited the library i.e. 6500.

Total Transaction of Reading Material

Table 3 Total Transaction of Reading Materials

Sr. No.	Year	No. of Books Issued home lending	No. of Books used in Reading Room	Total Transaction (Home Lending + Reading room)
1.	2007-2008	7929	10050	17979
2.	2008-2009	8377	9770	18147
3.	2009-2010	9422	10040	19462
4.	2010-2011	9848	12265	22113
5.	2011-2012	11228	16905	28133

Books are issued in home lending base for only seven days and one book only for every students and book bank scheme's books for whole academic year and for staff 30-50books are issued for full academic year. For external users (Ex-students, citizens) on library service provide only in the library for current basis.

Table no. 3 says that maximum reading materials are issued in year 2011-2012 i.e. 28133 and minimum transaction in the year 2007-2008 i.e.17979. Maximum home lending books are issued in the year 2011-2012 i.e. 11228 and minimum in year 2007-2008 i.e.7929.

Findings and recommendations:

- Books purchasing is low in year 2011-12. It should be increase.
- Print periodicals and e-journals and its use should be increase.
- Transaction and library visitors are increase from 2011-2012. It is good for library
- Home lending issues for students should be increase. Minimum 2 books should be issued for home lending to students.

Conclusions

Any library statistics are important for the library development especially acquisition and use of resources statistics are useful to know progress and library development and its use. So, S. B. College library kept the statistical information of library. This study is useful to the future study and development of library.

References:

Kumar, K. (2001). *Library Manual*. NewDelhi: Vikas Publishing House Pvt. Ltd.

Mittal, R. L. (2007). *Library Administartion: Thory and Practice*. New Delhi: Ess Ess Publications.

Ranganathan, S. R. (2006). *Library Administartion*. New Delhi: Ess Ess Publications.

Ratha, B. *Library Statistics*. Devi Ahilya University, Indore.

Vyas, S. D. (n.d.). *Best Practices in Academic Libraries in India: A Study*.

Yearly College NAAC Report