

eLearning XHTML editor (eXe):

An easy-to-use tool to create learning environments

A I M Jakaria Rahman

PhD Researcher

Centre for Research and Development Monitoring (ECOOM)

University of Antwerp

jakaria.rahman@uantwerpen.be

11 December 2014

? DropDown Activity

Read and complete the sentences with the best fit word/s.

a) helps specifically for locating articles in scholarly journals?

b) A wiki is a software platform that allows multiple users to .

c) In online search putting quotation marks (" ") around words words treated as an

Check

Search engines like Google or Yahoo
exact phrase
edit Wikipedia
enter in the library
Online library catalogue
useful word
search books
Google Scholar

? Cloze Activity

Read the paragraph below and fill in the missing words.

a) A good place to begin your research is the Catalogue.

b) The four main ways to search the catalog are keyword/all fields, subject, and author.

c) A or all fields search retrieves the most results because it searches for the word (s) throughout the entire catalog.

d) A search is more focused because it looks for the word in a specific field.

e) If you know of an important author or book in your field of study, you can search specifically for them.

Get score

Show/Clear Answers


Your score is 2/5.

Information literacy and higher education

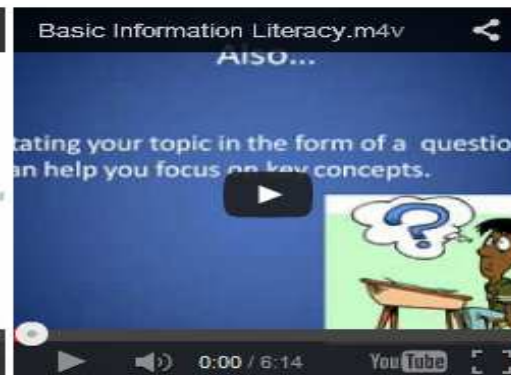
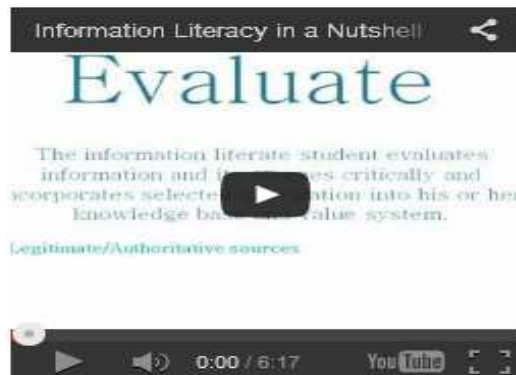
You may like to watch videos to grasp the meaning of Information Literacy



The information literate person can:



The following three video clips where the first one will give a a nutshell view on Information Literacy, second one describe Basic Information Literacy, and the third one will help to understanding Information Literacy through the Lens of the Student Experience (for big screen you may like to watch the videos in youtube directly)





Reading Activity



MICHELANGELO

1475 - 1564

Italian, Florentine

A painter, on panel and in fresco, a sculptor, architect and poet, Michelangelo Buonarroti was the first artist recognized by contemporaries as a genius.

Source: "Michelangelo." *The National Gallery*. 30 May 2005. <http://www.nationalgallery.org.uk/cgi-bin/WebObjects.dll/CollectionPublisher.woa/wa/artistBiography?artistID=485>.

Writing Sample

Michelangelo was a famous painter born in 1475.

Does this writing sample use sources correctly?

Show Feedback

What is eXe learning?

eLearning XHTML editor

Authorititing tool

Learning Object production

Incorporated in different e-learning platforms

What can I do with it?

Design, development and

Publishing of web-based learning

Ah! It seems web-publishing? Complicated!

Yes! But!

No need of proficiency in HTML or

Complicated web-publishing applications



Then, what are the pre-requisites to work with exe learning?

Let's see how much tech savvy you are?

Person A: If I **install Windows 7** of 32 bit **two times**, then will it become 64 bit?

Person B : Yes..... but It will also become **Windows 14**.

Person C: Understand the situation and leave the place silently.

Do you have proficiency in
MS-Word?
Internet Browsing?



Anyway, It does not seem to be library software? Why should I use it?

To create eLearning contents for the users

Library instruction
Information literacy
E-resource discovery

Reference management
Plagiarism avoiding
Predatory journals, etc

These seem to be a teaching work, I am sorry! These are not included in my job responsibility!

Librarians are teacher of teachers.

Budd, J (1982). Librarians are teachers. Library journals 107 (18), 1944-46

Why should I create Content for library users?

Effective communication

Ready solution

Attract non-users

Own time management

Modification and update

Less time consuming

Self Learning

Users practice

Update Knowledge

Anytime-Anywhere

**Yeah! I understand, but this is not my job,
it suits better to IT professionals!**

Own idea, Own way

Creative thinking and design

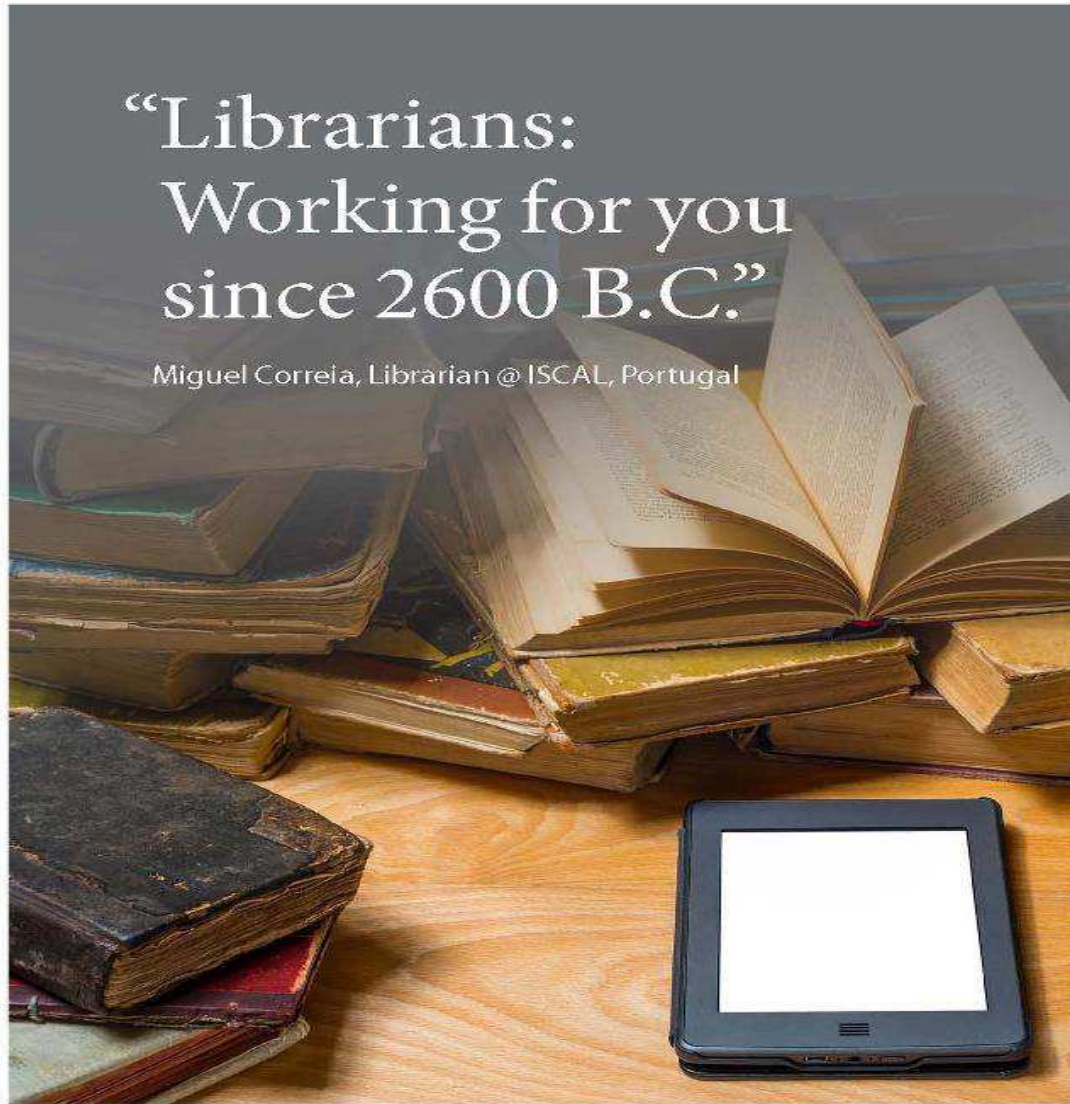
Plan, design, publish and use

Non-availability of IT professionals

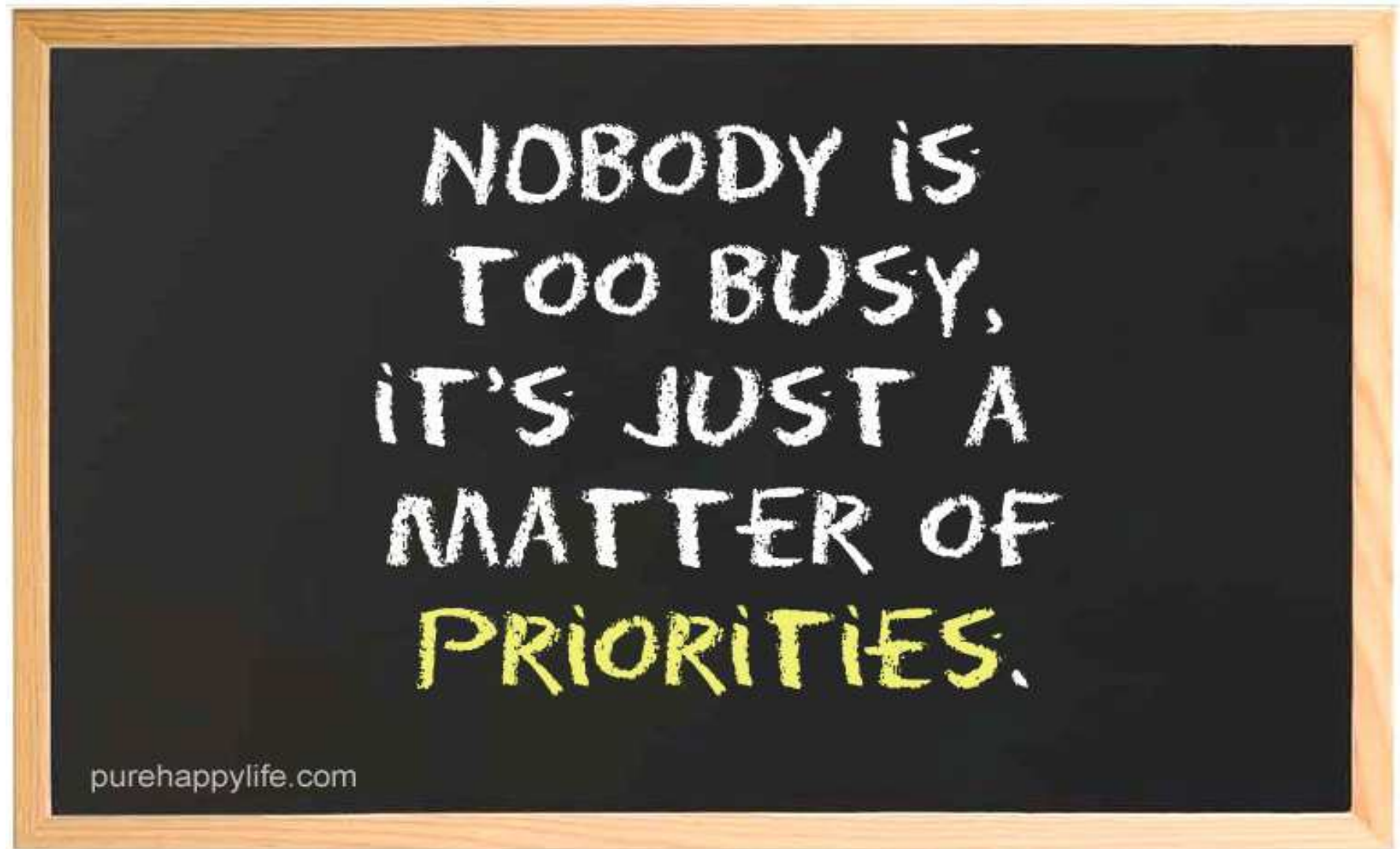


“Librarians: Working for you since 2600 B.C.”

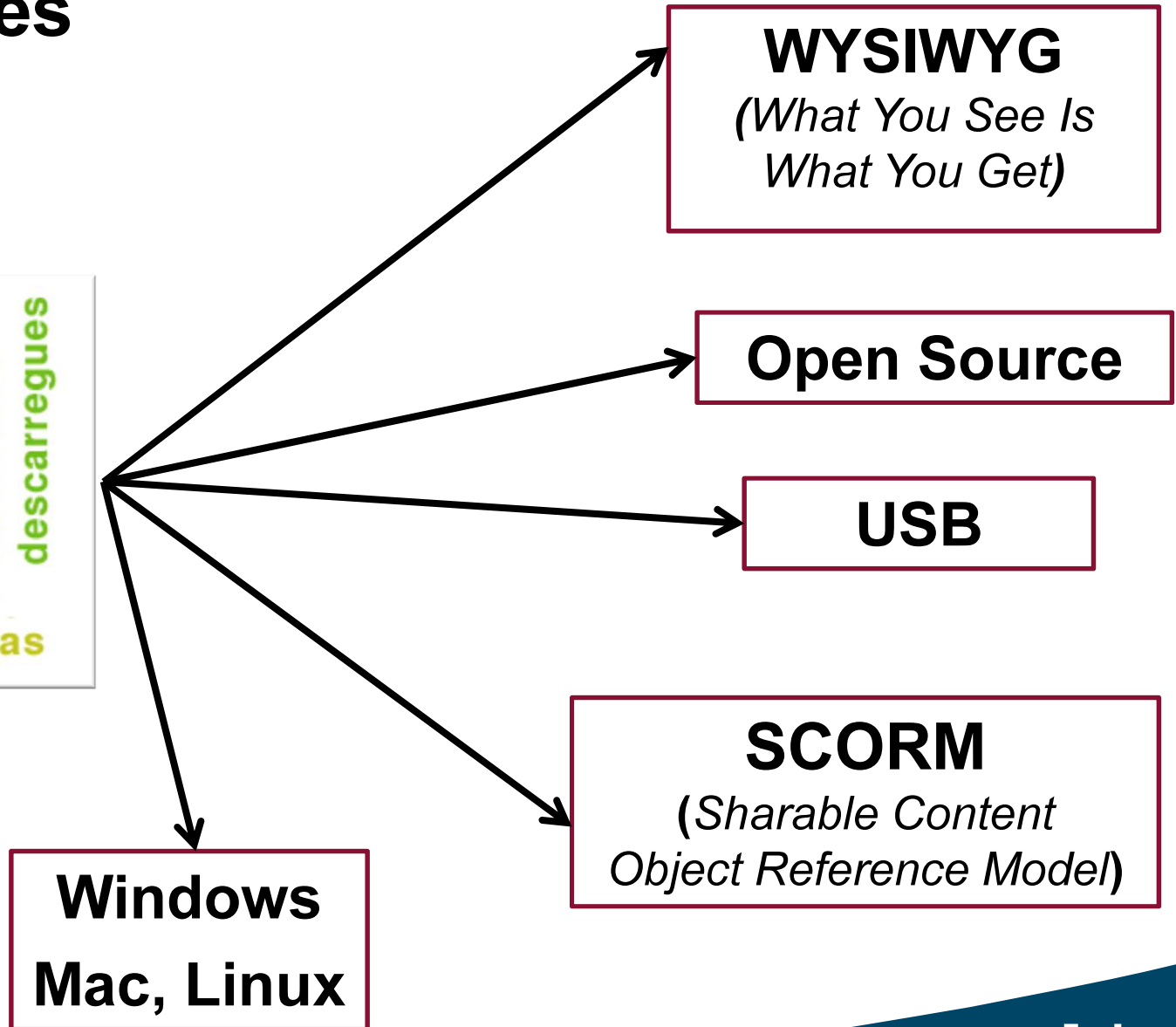
Miguel Correia, Librarian @ ISCAL, Portugal



OK, I understand, but I do not have time!



Key features



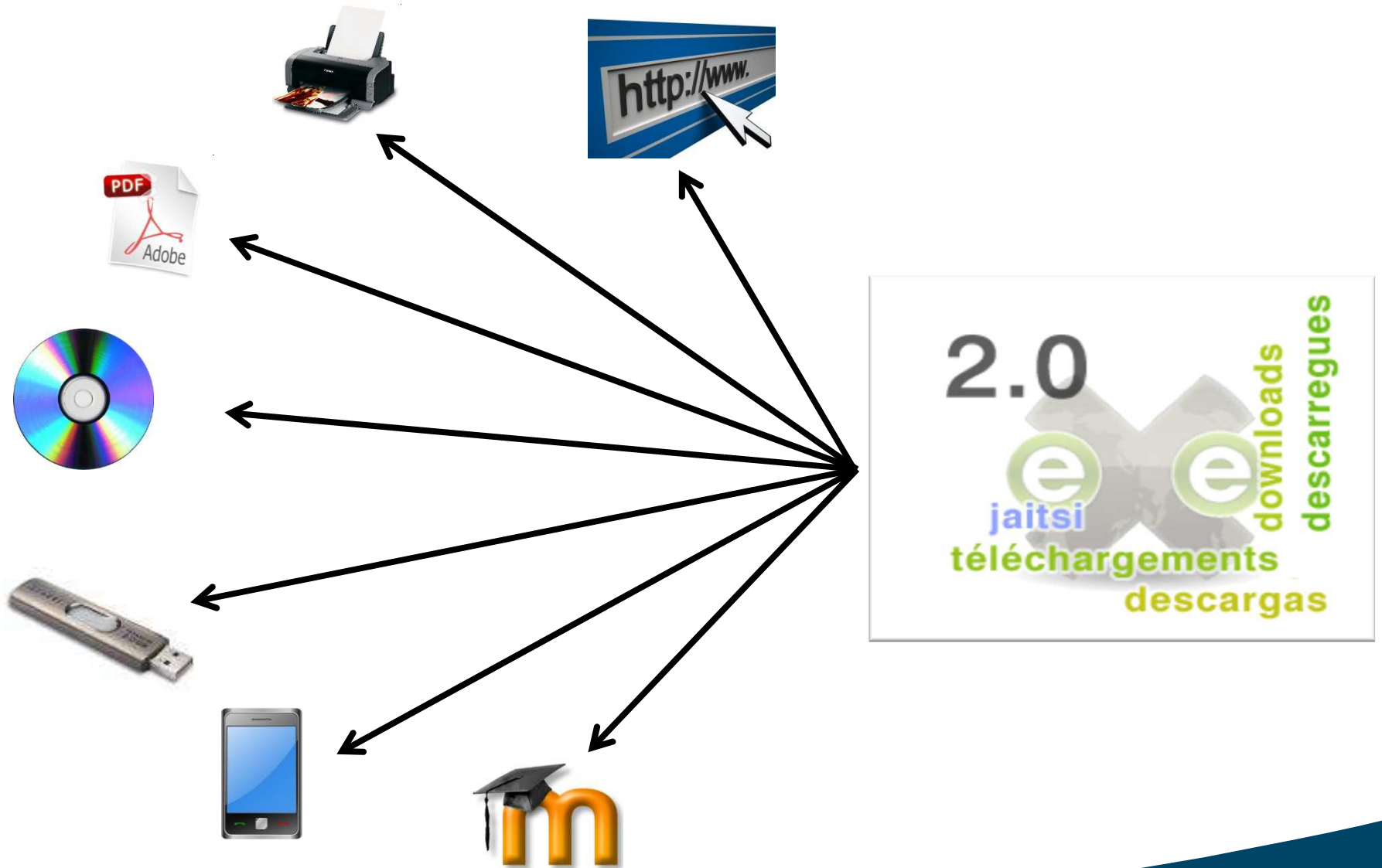
Content Enrichment



Content Enrichment with Web resources

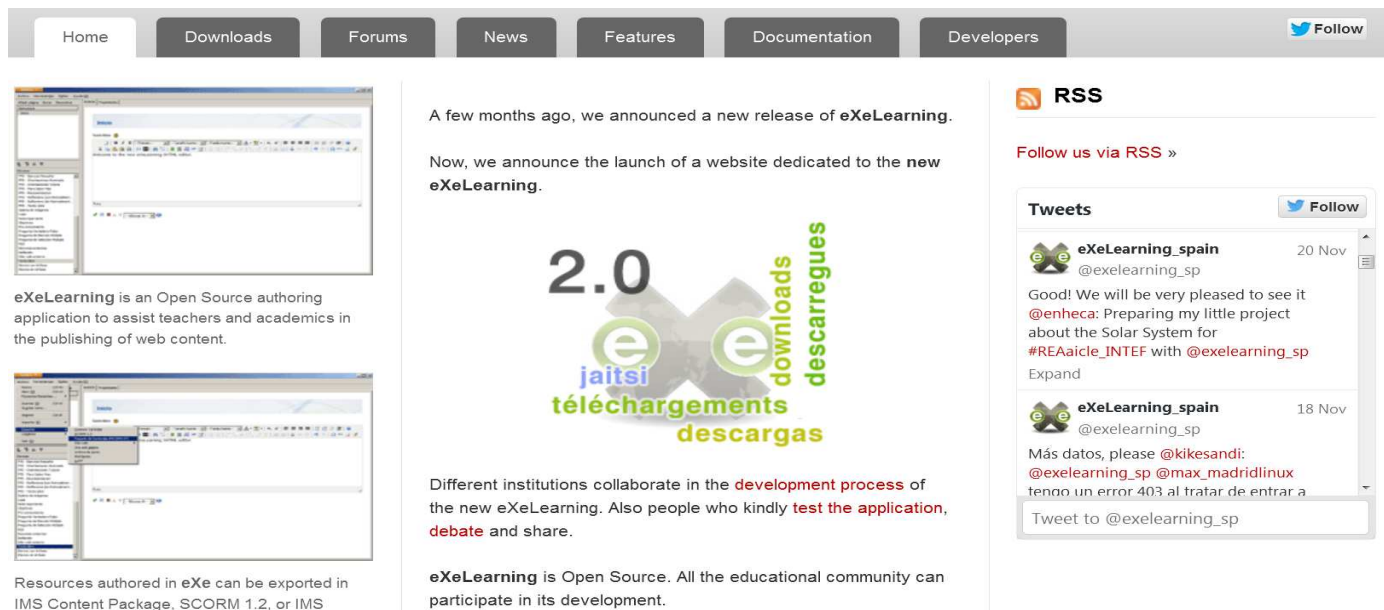


Contents Distribution



How authentic is the software?

eXe grew out of the **New Zealand Government Tertiary Education Commission's eCollaboration Fund**



The screenshot shows the eXeLearning website homepage. At the top is a navigation bar with tabs: Home, Downloads, Forums, News, Features, Documentation, and Developers. A 'Follow' button with a Twitter icon is on the right. The main content area features a central announcement for version 2.0, flanked by two screenshots of the eXe application interface. The left screenshot shows the 'About' dialog, and the right shows the 'Export' dialog. The central text reads: 'A few months ago, we announced a new release of eXeLearning. Now, we announce the launch of a website dedicated to the new eXeLearning.' Below this is a large '2.0' graphic with 'eXe' in the center, and 'downloads' and 'descargas' on the right, and 'jaitsi' and 'téléchargements' on the left. Below the graphic, it says: 'Different institutions collaborate in the development process of the new eXeLearning. Also people who kindly test the application, debate and share. eXeLearning is Open Source. All the educational community can participate in its development.' On the right sidebar, there is an 'RSS' section with a 'Follow us via RSS' link, and a 'Tweets' section showing two tweets from @exelearning_sp. The first tweet is dated 20 Nov and says: 'Good! We will be very pleased to see it @enheca: Preparing my little project about the Solar System for #REAicle_INTEF with @exelearning_sp'. The second tweet is dated 18 Nov and says: 'Más datos, please @kikesandi: @exelearning_sp @max_madridlinux tengo un error 403 al tratar de entrar a'. Below the tweets is a 'Tweet to @exelearning_sp' button.

<http://exelearning.net/?lang=en>

led by the **University of Auckland**, The **Auckland University of Technology**, and **Tairawhiti Polytechnic**.

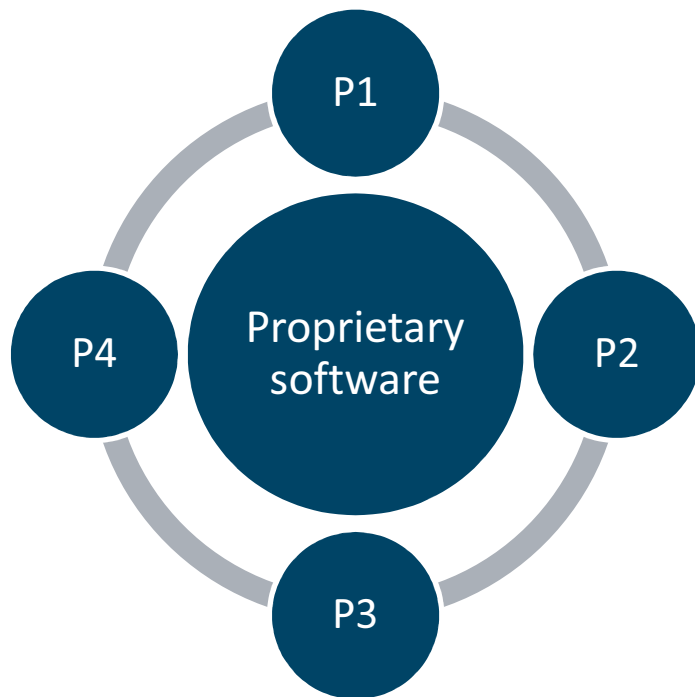
Who are the people behind it?

It was later supported by **CORE Education**, a New Zealand-based not-for-profit educational research and development organization.

It has also been greatly assisted by a global **group of participants** and **contributors**:



Why should I use this Open source software, not a proprietary software?



**eLearning XHTML editor (eXe):
an easy-to-use tool to create
learning environments**

