

University of Nebraska - Lincoln

## DigitalCommons@University of Nebraska - Lincoln

---

Library Philosophy and Practice (e-journal)

Libraries at University of Nebraska-Lincoln

---

9-30-2021

### Taliban: A Bibliometric Investigation

Javid Ahmad Dar

*University of Kashmir, Srinagar, J&K, India, fayazlib@yahoo.co.in*

Ufaira Yaseen Shah

*University of Kashmir, Srinagar, J&K, India, javid1931@gmail.com*

Fayaz Ahmad Loan

*University of Kashmir, Srinagar, J&K, India, ufairashah@gmail.com*

Aadil Bashir

*University of Kashmir, Srinagar, J&K, India, aadilbashir@uok.edu.in*

Manzoor Hussain

*University of Kashmir, Srinagar, J&K, India, dr.manzoor\_hussain@yahoo.in*

Follow this and additional works at: <https://digitalcommons.unl.edu/libphilprac>



Part of the [Scholarly Communication Commons](#), and the [Scholarly Publishing Commons](#)

---

Dar, Javid Ahmad; Shah, Ufaira Yaseen; Loan, Fayaz Ahmad; Bashir, Aadil; and Hussain, Manzoor, "Taliban: A Bibliometric Investigation" (2021). *Library Philosophy and Practice (e-journal)*. 6406.

<https://digitalcommons.unl.edu/libphilprac/6406>

# Taliban: A Bibliometric Investigation

**Dr. Javid Ahmad Dar**  
Sr. Assistant Professor  
Department of Political Science  
University of Kashmir, Srinagar  
Email: [javid1931@gmail.com](mailto:javid1931@gmail.com)

**Ufaira Yaseen Shah**  
Research Scholar  
Centre of Central Asian Studies  
University of Kashmir, Srinagar  
Email: [ufairashah@gmail.com](mailto:ufairashah@gmail.com)

**Dr. Fayaz Ahmad Loan**  
Sr. Documentation Officer  
Centre of Central Asian Studies  
University of Kashmir, Srinagar  
Email: [fayazlib@yahoo.co.in](mailto:fayazlib@yahoo.co.in)

**Dr. Aadil Bashir**  
Sr. Assistant Professor  
Department of Social Work  
University of Kashmir, Srinagar  
Email: [aadilbashir@uok.edu.in](mailto:aadilbashir@uok.edu.in)

**Dr. Manzoor Hussain**  
Sr. Assistant Professor  
Department of Sociology  
University of Kashmir, Srinagar  
Email: [dr.manzoor\\_hussain@yahoo.in](mailto:dr.manzoor_hussain@yahoo.in)

## ABSTRACT

The primary objective of this study is to identify the global research output on Taliban during the period of 25 years spanning from 1996-2020. Specific objectives are to analyze the distribution of literature, publication trends, authorship patterns, institutional productivity, collaboration networks, and prolific funding agencies. The data was harvested from the Web of Science Core Collection. A total of 614 records were retrieved on Taliban having 4416 total citations. The highest output was recorded in 2002, with a share of 7.83% to overall literature. The citation pattern depicted a fluctuating, the highest share being received in the year 2002 (14.47%), followed by the years 2010, 2004, and 2007 with the citation share of 11.03%, 10.67%, and 6.82% respectively. The results depict that among all the countries, the USA is topping the list, contributing almost 47.1% of the total research output followed by the United Kingdom, Pakistan, Australia, and Canada with the publication share of 16.78%, 6.19%, 6.03%, and 4.4% respectively.

## KEYWORDS

Afghanistan, Taliban, Research Productivity, Bibliometrics, Terrorism, 9/11 Attack

## INTRODUCTION

Taliban calls itself 'Taliban' which means 'seekers of knowledge, or 'students': not 'mullahs' (preachers). They were part of different Afghan militants who was an amalgam of different local groups fighting against Soviet Rule (Rashid, 2001, p. 21). Afghanistan soon fell to the Civil War with different militant groups engaged in mutual infighting and they resorted to extortion, rape, robbing, loot, and levy road taxes on the travelers to run their groups as the foreign aid had stopped (Rashid 2001, p.22). There was a collapse all around and the 'militants' who ultimately formed Taliban had gone back to Madrassas either for their studies or as teachers. These former commanders and fighters assembled with a limited objective to 'patrol' the Kandahar highway for the safe passage of travelers including women who were facing different kinds of harassment at the hands of 'militants'. Taliban, as the group eventually came to known as, did not aim to 'rule Afghanistan' rather had a 'limited agenda' of providing 'security to the community in a small area 'mainly Highway One, the road that connects Herat and Kandahar and that passes through Helmand and Kandahar province' (Strick van Linschoten & Felix Kuehn, 2012: 117). Mullah Abdul Salam Zaeef narrates this in his autobiography: 'we established our checkpoint at Hauz-e Mudat along the Herat-Kandahar highway, and we immediately began to implement the *shari'a* in the surrounding area' (Zaeef, 2010: 65).

The Taliban predominantly belong to the Pashtun tribe who "had ruled Afghanistan for 300 years" (Rashid, 2001, p.25). Taliban was originally influenced by *Deobandi-Sunni* interpretation of Islam for being taught in Madrassas in Pakistan and Afghanistan most notably the *Darul Uloom Haqqaniya* (Strick van Linschoten & Felix Kuehn, 2012, p. 23) and have also turned to more conservative 'Salafi ideologues' like Ibn Taymiyya (1263-1328 AD) and Ibn Abd Al-Wahhab (1703-1792 AD) (Sheikh, 2012: 446).

Initially, they aimed at the restoration of peace, collection of weapons, and implementation of the Sharia law (Linschoten, 2012, p. 144). This first period in power saw the Taliban engage in an orthodox Islamic rule wherein they disallowed educational and working rights to women and other minorities, banned media, photography, cinema, and also rejected the United Nations aid, driving people to starvation (Rashid, 2002, p. 253). In a way, they stood for the *realization* of the earlier *Jihad goal* to bring in the *Sharia* as the foundation of an

'Islamic Emirate of Afghanistan'. Their rule, however, faced dissent internally and remained isolated internationally.

The 9/11 attacks on the USA changed the political dynamics of Afghanistan for the United States invaded Afghanistan using the famous slogan of "War on Terror" to dislodge Osama Bin Laden led al-Qaeda who Taliban offered support and shelter. On 7 October, 'Operation Enduring Freedom began with heavy US bombing of Taliban bases destroying infrastructure across the country (Rashid, Taliban, 2013, p. 220). Taliban could not sustain the NATO onslaught and were debased from Kabul within two months. Most of them fled to neighboring Pakistan. With their leadership structure intact, the survivors had been able to re-organize themselves in Pakistan (Rashid, 2013, p 220).

The new insurgency stage of the Taliban brought a change in their strategy: the invocation of 'nationalistic' feelings against the foreign forces. It regrouped itself and continued to put up the insurgency against the NATO and Afghanistan government Forces. It began to work on its recognition again and set up a political office in Qatar in 2013. The negotiations and political engagement with the USA emerged as a political business of the group apart from its military engagement in Afghanistan. The US finally pulled out in August 2021. Surprisingly, the Afghanistan Forces could not maintain the face-off with the Taliban even for two weeks and the President Mr. Ashraf Ghani fled the country within days after US withdrawal.

Taliban is back in Kabul after two decades of insurgent fighting with NATO-led by the USA and Afghanistan Forces. Coinciding with the US Withdrawal in August 2021, the Taliban overpowered the Afghanistan Forces in less than two weeks and formed the government in the first week of September 2021. This is for the second time in the past three decades that the Taliban formed a government in Afghanistan. Previously, they ascended to power in 1996 after putting in the militant operations for two years in Civil War-torn Afghanistan and were ousted out in December 2001.

Taliban has emerged as a powerful force in Afghanistan. It has fought 20 years-long war against world forces and finally compelled them to vacate Afghanistan. For this purpose, the Taliban not only need human resources but arms, ammunition, and financial resources as well. Taliban has been studied by researchers across the globe to enlighten the world about their mission, vision, and policies using the scholarly lens. However, only one bibliometric study has been conducted on Taliban by Scanlon in 2011. Scanlon (2011) conducted a study to identify book collection on the Taliban in academic and public libraries of New York and New Jersey. He revealed that 83 titles were retrieved using the *WorldCat* search on Taliban.

This is the second attempt to prepare a bibliometric portrait of Taliban based on the Web of Science literature.

## RESEARCH DESIGN

### a) Objectives

The primary objective of this study is to identify the global research output on Taliban during the period of 25 years spanning from 1996-2020. Specific objectives are to analyze the distribution of literature, publication trends, prominent sources, authorship patterns, institutional productivity, collaboration networks, and prolific funding agencies.

### b) Methodology

Taliban literature published globally from 1996 to 2020 indexed in the Web of Science Core Collection has been retrieved using the search string:

[TS = “Taliban OR “Taleban OR “Ṭālebān”]

The Web of Science has over 160 million records in 254 fields, making it one of the largest citation databases in the world. However, a total of 614 records were retrieved after the search query was executed. The retrieved data was subjected to statistical techniques and visualization techniques using VOSViewer Version 1.6.16.

## DATA ANALYSIS

### i) Content categories

Among 614 bibliographic documents retrieved, research articles shared the highest portion with over 61.89% (380) of the total publication count followed by book reviews 25.41% (156), editorial material 5.37% (33), and news items (3.58%, 22) respectively (Table 1).

*Table 1: Categories of contents*

Content-type	No. of Publications	Percentage
Articles	380	61.89
Book Reviews	156	25.41
Editorial Material	33	5.37
News Items	22	3.58
Others	23	3.75

### ii) Publication trends

During the period under study, 614 documents were published worldwide, attracting 4416 total citations. The results show that the output was the highest in 2002, with a share of 7.83% of overall literature. The reason could be the attack on the World Trade Centre (WTO)

on 11<sup>th</sup> of September, 2001 by Al-Qaeda, as, during that time, Afghanistan was under the direct rule of the Taliban. This was followed by the years 2010, 2019, and 2001 with a total share of 7.31%, 6.27%, and 5.74%, respectively. The least output was recorded during the years 1996 and 2000, contributing 2 publications (0.52%) in both years. The literature, however, but showed an increasing trend from 2 publications in 1996 to 30 publications in 2020.

The average annual growth rate (AAGR) and the compound annual growth rate of the literature were calculated using the formulae:

$$AAGR = \frac{(Final\ Value - Initial\ Value)}{Initial\ Value} \times 100$$

$$CAGR = \left( \frac{Final\ Value}{Initial\ Value} \right)^{1/t} - 1$$

The literature grew at an average annual growth rate (AAGR) of 17.3% and a compound annual growth rate (CAGR) of 8.11% (Figure 1). The need to calculate the CAGR was to make the growth rate more regress, as certain jumps were recorded in the annual growth rates.

The relative growth rate and the doubling time of the literature over the years were calculated using the following formulae:

$$RGR = \frac{(W_2 - W_1)}{(t_2 - t_1)}$$

$$DT = \frac{0.693}{RGR}$$

Where RGR is Relative Growth Rate;

W1 is the natural log of the size of publications at time t1

W2 is the natural log of the size of publications at time t2

The results indicate that there is an inconsistency in the year-wise relative growth rate of literature over the period under study, thus, indicating that the growth has not been exponential over the study period. However, the mean RGR on a quinquennial basis has shown a decreasing trend, the values ranging from the highest of 0.61 during the first 5 years to 0.05 during the last 5 years. Since the doubling time is inversely proportional to the RGR, therefore, the DT has shown an increasing trend, the values ranging from the lowest of 1.37 years during the first 5 years to 14.77 years during the last 5 years.

The citation pattern depicted a fluctuating, the highest share being received in the year 2002 (14.47%), followed by the years 2010, 2004, and 2007 with the citation share of 11.03%, 10.67%, and 6.82% respectively. The least citation count was seen for the year 1996 (0.07%).

In terms of impact, the year 2004 was at the forefront, receiving the highest of 23.55 citations per publication published in that particular year (Table 2).

*Figure 1: Average Annual Growth Rate and the Compound Annual Growth Rate*

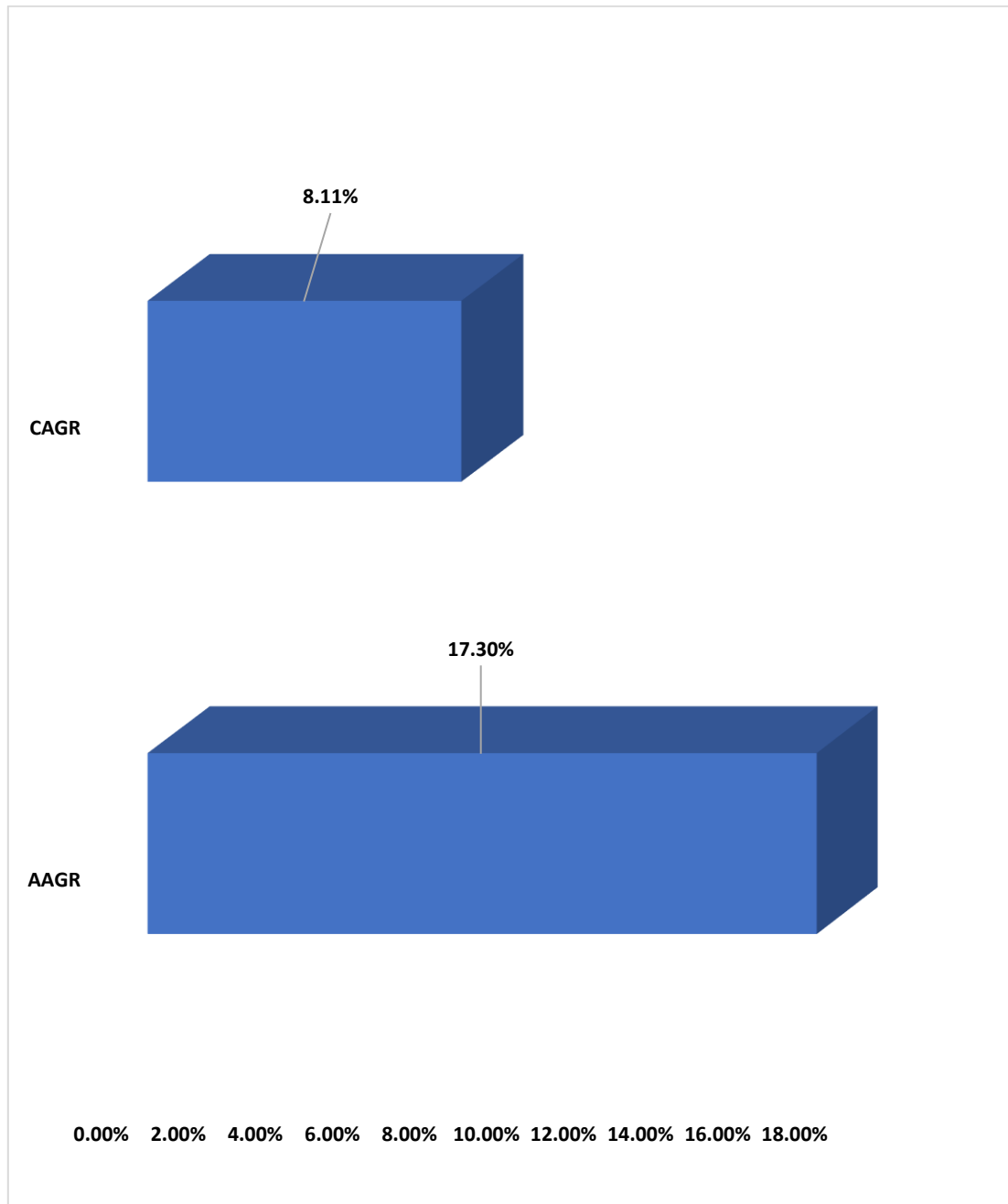


Table 2: Growth rate of publications

Year	NP	% of TNP	$\Sigma$ NP	AGR	RGR	Mean RGR	DT	Mean DT	CR	% of TC	ACPP
1996	4	0.65	4			0.61		1.37	3	0.07	0.75
1997	7	1.14	11	75	1.01		0.69		36	0.82	5.14
1998	11	1.79	22	57.14	0.69		1.00		71	1.61	6.45
1999	9	1.47	31	-18.18	0.34		2.02		49	1.11	5.44
2000	15	2.44	46	66.67	0.39		1.76		75	1.70	5.00
2001	47	7.65	93	213.33	0.70	0.30	0.98	4.28	72	1.63	1.53
2002	49	7.98	142	4.26	0.42		1.64		639	14.47	13.04
2003	26	4.23	168	-46.94	0.17		4.12		284	6.43	10.92
2004	20	3.26	188	-23.08	0.11		6.16		471	10.67	23.55
2005	16	2.61	204	-20	0.08		8.48		205	4.64	12.81
2006	13	2.12	217	-18.75	0.06	0.10	11.22	7.20	108	2.45	8.31
2007	22	3.58	239	69.23	0.10		7.18		301	6.82	13.68
2008	29	4.72	268	31.82	0.11		6.05		207	4.69	7.14
2009	29	4.72	297	0.00	0.10		6.74		175	3.96	6.03
2010	46	7.49	343	58.62	0.14		4.81		487	11.03	10.59
2011	25	4.07	368	-45.65	0.07	0.07	9.85	10.22	175	3.96	7.00
2012	32	5.21	400	28	0.08		8.31		158	3.58	4.94
2013	30	4.89	430	-6.25	0.07		9.58		273	6.18	9.10
2014	30	4.89	460	0	0.07		10.28		118	2.67	3.93
2015	25	4.07	485	-16.67	0.05		13.09		115	2.60	4.60
2016	22	3.58	507	-12	0.04	0.05	15.62	14.77	207	4.69	9.41
2017	24	3.91	531	9.09	0.05		14.98		58	1.31	2.42
2018	27	4.40	558	12.50	0.05		13.97		72	1.63	2.67
2019	30	4.89	588	11.11	0.05		13.23		35	0.79	1.17
2020	26	4.23	614	-13.33	0.04		16.02		22	0.50	0.85
<b>Total</b>	<b>614</b>								<b>4416</b>		



### iii) Geographical distribution of literature

Table 3 depicts the top 10 countries contributing to the Taliban literature. While analyzing the geographical distribution of literature, it has been found that almost 39 countries are making their contributions. The results depict that among all the countries, the USA is topping the list, contributing almost 47.1% of the total research output. It has been followed by the United Kingdom, Pakistan, Australia, and Canada with the publication share of 16.78%, 6.19%, 6.03%, and 4.4% respectively. Other countries in the top 10 list include Afghanistan (3.75%), Germany (2.44%), France (2.28%), China (1.79%), and Netherlands (1.3%).

In terms of citation count, the USA again stood at the forefront, contributing 42.75% of the citations toward the total citation score. It has been followed by the United Kingdom (18.53%), Australia (5.14%), and Canada (4.48%). The least citation count among the top 10 most productive list has been observed for China (0.57%). However, in terms of impact, the Netherlands stood at 1<sup>st</sup> position with an average citation per publication score of 22.25. It has been followed by the United Kingdom (7.94), Canada (7.33), and the USA (6.53). The least ACPP value has been observed for Germany, with an ACPP score of 1.93.

Relative Citation Impact (RCI) is an indicator to measure the impact of research output of countries concerning the world. Mathematically;

$$RCI = \frac{\text{Country's Share of world citations}}{\text{Country's Share of World Publications}}$$

RCI = 1 suggests that the country's citation rate is equal to the world citation rate.

The RCI for the top 10 most productive countries suggests that its value has been highest for the Netherlands (3.09), indicating that its citation rate has been greater than that of the world citation rate. Other countries with RCI greater than 1 are the United Kingdom (1.1) and Canada's (1.02), however, their citation rate is slightly greater than that of the world citation rate. The rest of the 7 countries showed RCI less than 1, among which, the least value has been observed for Germany (0.27) followed by Afghanistan (0.31). The RCI for these countries indicates that their citation rate has been less than that of the world average.

The collaboration of the top 10 highly productive countries has been depicted in the data. 5 countries have shown the USA as their collaborative partner in Taliban research, while Pakistan has shown its collaboration with 3 countries.

Table 3: Geographical distribution of literature

Country	NP	CR	ACPP	RCI	Links	TLS	Topmost Collaborator	Links
USA	289 (47.07)	1888 (42.75)	6.53	0.91	10	29	United Kingdom	9
United Kingdom	103 (16.78)	818 (18.52)	7.94	1.10	5	18	USA	9
Pakistan	38 (6.19)	86 (1.95)	2.26	0.31	7	14	USA & Australia	3 each
Australia	37 (6.03)	227 (5.14)	6.14	0.85	3	5	Pakistan	3
Canada	27 (4.40)	198 (4.48)	7.33	1.02	4	6	USA & Pakistan	2 each
Afghanistan	23 (3.75)	51 (1.15)	2.22	0.31	7	18	USA	8
Germany	15 (2.44)	29 (0.66)	1.93	0.27	3	4	United Kingdom	2
France	14 (2.28)	45 (1.02)	3.21	0.45	1	1	India	1
P R China	11 (1.79)	25 (0.57)	2.27	0.32	2	2	Pakistan & India	1 each
Netherlands	8 (1.30)	178 (4.03)	22.25	3.09	1	2	USA	2

[NP= No. of Publications; CR = Citations Received; ACPP =Average Citation per Paper; RCI = Relative Citation Impact; TLS = Total Link Strength]


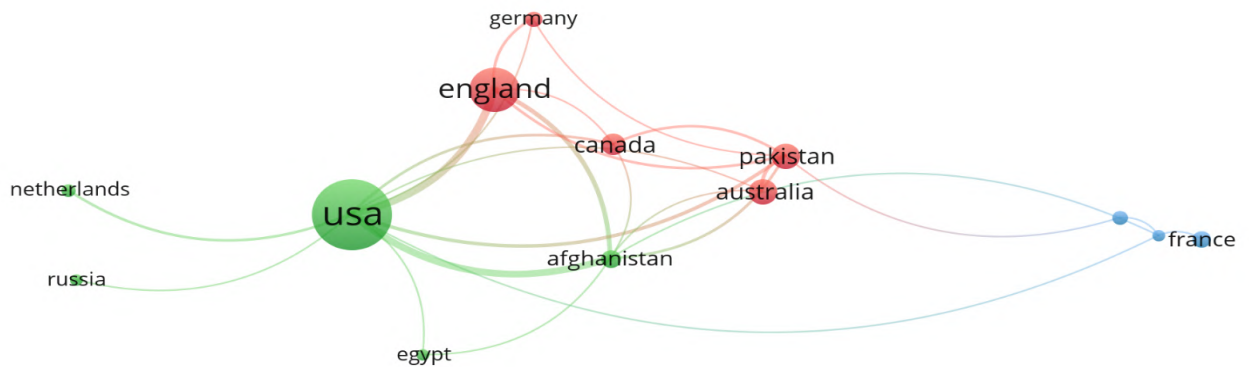
#### iv) Collaborative networks of countries

To analyze the country-collaboration network, VOSViewer has been used. The map has been created with a threshold of 5 documents per country. Out of the total 39 countries, only 14 met the criteria, among which, 13 were interconnected and 1 country, Norway didn't show any collaboration. The map constituting 13 countries has been categorized into 3 clusters with 25 links and a total link strength of 53.

Cluster 1 (red-colored), consisted of 5 countries- Australia, Canada, United Kingdom, Germany, and Pakistan. The dominant country in this cluster is the United Kingdom with 103 publications. It has collaborative links with 5 other countries exhibiting a total link strength of 18. However, its highest collaboration has been seen with the USA, exhibiting the link strength of 9 with the country. Cluster 2 (colored in green), also constituted of 5 countries- Afghanistan, Egypt, Netherlands, Russia, and the USA. The dominant country in this cluster is the USA with 289 publications. The country is also the highest producing country in Taliban research. The country's total collaborative links are 10 with a total link strength of 29. Its highest collaborator is the United Kingdom and Afghanistan exhibiting link strength of 9 and 8 with these countries respectively. Cluster 3 (colored in blue), constituted of 3 countries-

France, India, and the People's Republic of China. The dominant country in this cluster is France with 14 publications. It has shown collaboration with India only. The People's Republic of China with 11 publications has shown collaborative links with Pakistan and India as well (Map 1).

Map 1: Country collaboration network



[Note that the node signifies the country, the size of the node signifies its productivity and the line between two nodes denotes the collaboration relationship between them. Thicker the line, more the collaboration and vice-versa]

#### v) Institutional productivity

A total of 336 institutions have participated in the Taliban research worldwide, out of which, only the top 10 institutions and their share of citations have been tabulated. The *University of London* tops the list, contributing around 4.89% of the total output followed by *the Australian National University* with 1.95% of the total contribution. Other institutions figuring in the top 10 list include *Kings College London* (1.95%), *John Hopkins University* (1.79%), and *Georgetown University* (1.63%). In terms of citation count, *the University of London* again stands at the forefront, receiving 9.85% of the total citation count, followed by *Georgetown University* with a 4.94% share of the total citations. The results also reveal that 5 out of the top 10 institutions are from the USA, 3 from the United Kingdom, and one each from Australia and Pakistan. On average, the highest citations per publication have been received by *Georgetown University* (21.8), followed by *the University of Oxford* (21.22) and the least

ACPP has been received by the *United States Department of Defense* (2.7) among the topmost institutions.

*Table 4: Institutional productivity*

<b>Institution</b>	<b>Country</b>	<b>NP</b>	<b>Citations</b>	<b>ACPP</b>
University of London	United Kingdom	30 (4.89)	435 (9.85)	14.50
Australian National University	Australia	12 (1.95)	158 (3.58)	13.17
Kings College London	United Kingdom	12 (1.95)	144 (3.26)	12.00
John Hopkins University	United States	11 (1.79)	70 (1.59)	6.36
Georgetown University	United States	10 (1.63)	218 (4.94)	21.80
Harvard University	United States	10 (1.63)	107 (2.42)	10.70
US Department of Defense	United States	10 (1.63)	27 (0.61)	2.70
University of Oxford	United Kingdom	9 (1.47)	191 (4.33)	21.22
Pennsylvania Commonwealth System of Higher Education	United States	8 (1.30)	42 (0.95)	5.25
University of Peshawar	Pakistan	7 (1.14)	47 (1.06)	6.71

*Note: Figures in parentheses is the percentage*

#### **vi) Funding agencies**

A total of 67 agencies have funded Taliban research of which 52 agencies have funded a single publication each. The prominent agency has been identified as the *United Kingdom Research and Innovation*, which funded 1.3% (8) of literature followed by the *Economic and Social Research Council* (UK), funding 1.1% (7) of the literature. Other agencies on the list include the *European Commission*, *Air Force Office of Scientific Research* (US), *National Science Foundation* (US), and *United States Department of Defense* (0.5%; 3 each) respectively (Figure 2).

#### **vii) Prolific sources**

The top 10 most preferred sources publishing literature on Taliban along with their affiliation and the h-index as given by the WOS database are tabulated. All the prominent sources are serials (periodicals). It has been seen that the journal titled *Asian Survey* tops the list accounting for almost 5.21% of the total research published. It is published by the *University of California Press* from the USA. It has received 2.83% of the total citation count, with an average citation per publication of 3.91. It has been followed by the *International Affairs* published from the United Kingdom by the *Wiley-Blackwell* and is contributing 4.7% share of

total publications. It is clear from the results that the top 10 list comprises of the sources published from only two countries; the USA and the United Kingdom (5 each).

In terms of citations, *Studies in Conflict and Terrorism* (journal) has been the prominent source, contributing 5.8% of total citations followed by *Foreign Affairs* (5.6%), *Survivor* (3.9%), and *International Affairs* (3.4%) respectively (Table 5).

Figure 2: Top 10 Funding Agencies for Taliban Research



Table 5: Prolific Sources

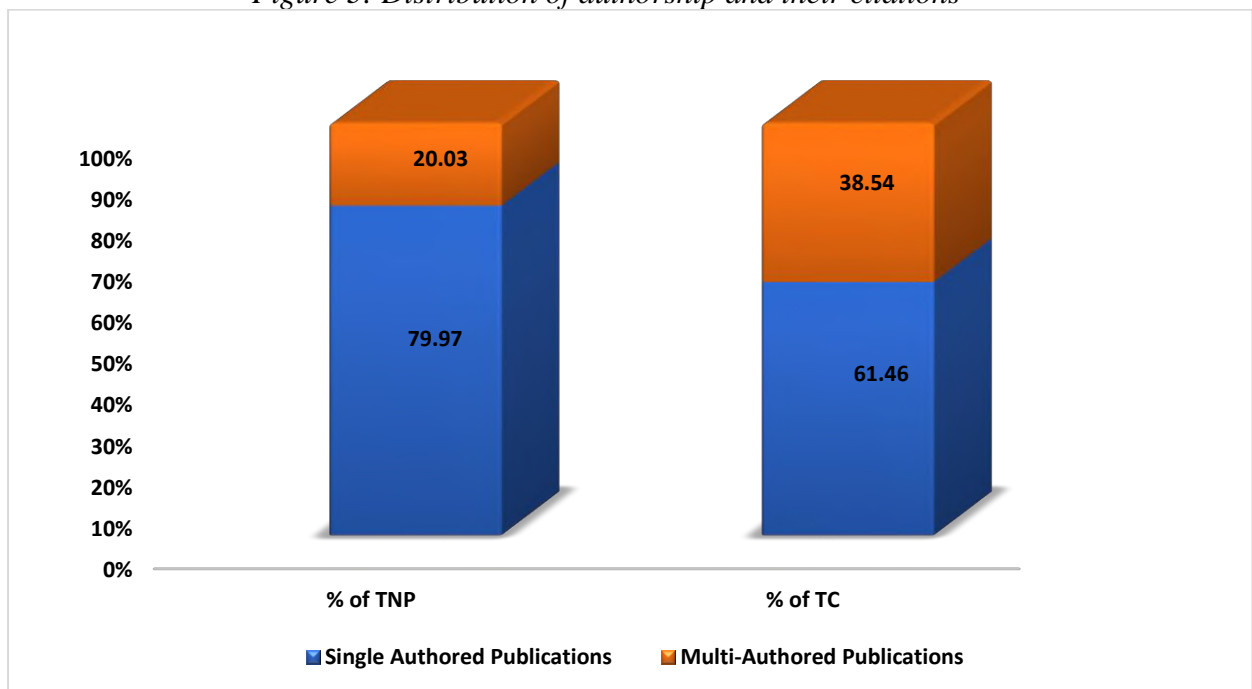
Source	Country of Publication/Publisher	NP	CR	ACPP
Asian Survey	The United States/ University of California Press	32 (5.21)	125 (2.83)	3.91
International Affairs	United Kingdom/Wiley-Blackwell	25 (4.07)	150 (3.40)	6.00
Studies in Conflict & Terrorism	United Kingdom/ Taylor and Francis Ltd.	25 (4.07)	255 (5.77)	10.20
Foreign Affairs	The United States/Council on Foreign Relations	22 (3.58)	248 (5.62)	11.27
Library Journal	United States/Reed Business Information	17 (2.77)	0 0.0	0.00
Survival	United Kingdom/Routledge	16 (2.61)	172 (3.89)	10.75
Terrorism and Political Violence	United Kingdom/Routledge	14 (2.28)	47 (1.06)	3.36
Third World Quarterly	United Kingdom/Routledge	14 (2.28)	104 (2.36)	7.43
New York Review of Books	The United States/New York Review	11 (1.79)	2 (0.04)	0.18
Middle East Journal	United States/Middle East Institute	10 (1.63)	19 (0.43)	1.90

### viii) Authorship patterns

#### a) Authorship collaboration

A total of 710 authors and 872 author appearances have contributed to the Taliban research. The authorship pattern depicts the dominance of single authorship over multi-authored publications, contributing around 80% of the total literature, while the multi-authored publications shared 20% of the research output. In terms of citations, the single-authored publications again dominated the scene, sharing 61.46%, while the multi-authored publications shared 38.54% of the total citations (Figure 3).

Figure 3: Distribution of authorship and their citations



#### b. Prolific authors

Table 6 lists the prolific authors' active in Taliban research worldwide, along with their impact and affiliation. Norwegian Sociologist, *Harpviken Kristian Berg*, affiliated with the University of Oslo, has been the dominant author contributing 1.14% (7) of the literature followed by *Rubin Barnett R*, *Rashid Ahmad*, *Ahmad Kabir*, and *Yapp Malcolm E* having 6 publications each (6, 0.98%). *Rubin Barnett R* is the American Political Scientist affiliated with New York; *Rashid Ahmed* is a Pakistani journalist, previously affiliated with the *Far Eastern Economic Review* and *The Daily Telegraph*. Currently, he is writing for the *Wall Street Journal*, *The Nation*, and *The Daily Times (Pakistan)*. In terms of citations, *Lyll Jason*, affiliated with Dartmouth College, USA is occupying the 1<sup>st</sup> rank with the citation share of 3.92%. The author has also the highest average citation per publication score of 43.25. The author has been followed by *Rubin Barnett R* with the citation share and ACPP

score of 2.79% and 20.5 respectively. However, 2 out of the top 10 most productive authors, *Yapp Malcolm E* and *Entessar Nadir* didn't have any citation into their credit so far (Table 6).

*Table 6: Prolific authors*

<b>Author</b>	<b>Affiliation</b>	<b>NP</b>	<b>CR</b>	<b>ACPP</b>
Harpviken Kristian Berg	University of Oslo, Norway	7 (1.14)	27 (0.61)	3.86
Rubin Barnett R	New York University, United States	6 (0.98)	123 (2.79)	20.50
Rashid Ahmed	Journalist	6 (0.98)	40 (0.91)	6.67
Ahmad Khabir	Aga Khan University, Pakistan	6 (0.98)	5 (0.11)	0.83
Yapp Malcolm E	University of London, United Kingdom	6 (0.98)	0	0.00
Ghufran Nasreen	University of Peshawar, Pakistan	5 (0.81)	29 (0.66)	5.80
Maley William	The Australian National University, Australia	5 (0.81)	17 (0.38)	3.40
Entessar Nader	The University of South Alabama, United States	5 (0.81)	0	0.00
Lyall Jason	Dartmouth College, United States	4 (0.65)	173 (3.92)	43.25
Fair C Christine	Georgetown University, USA	4 (0.65)	14 (0.32)	3.50

## **DISCUSSION**

Taliban has become a focus area of research among some social scientists in almost 40 countries of the world. These researchers have published a good number of research articles, books, book reviews, book chapters, news items, proceedings papers, and informative sources on the Taliban. During the 25 years covered in the study, 614 bibliographic items were published worldwide, attracting 4416 total citations. These research items were published in various documents; however, all the prominent sources like Asian Survey, International Affairs, Studies in Conflict and Terrorism, Foreign Affairs, Survivor, and International Affairs are serials (periodicals). The highest research output was in 2002, almost 8% of overall literature. The reason could be the attack on the World Trade Centre (WTO) on 11<sup>th</sup> of September, 2001 by Al-Qaeda, as, during that time, Afghanistan was under the direct rule of the Taliban. The geographical distribution of literature that the USA is topping in research output followed by the United Kingdom, Pakistan, Australia, Canada, Afghanistan, Germany, France, China, and the Netherlands respectively. In terms of citation count, the USA again stood at the forefront, followed by United Kingdom, Australia, and Canada. However, in terms of impact, the Netherlands stood at 1<sup>st</sup> position with the average citation per publication



score of 22.25 followed by the United Kingdom, Canada, and the USA. A total of 336 institutions have participated in the Taliban research worldwide, however, 5 out of the top 10 institutions are from the USA, 3 from the United Kingdom, and one each from Australia and Pakistan. It indicates that the Asian institutions haven't taken the Taliban seriously in their research. The University of London contributes the maximum publications followed by Australian National University, Kings College London, John Hopkins University, and Georgetown University. In terms of citation count, the University of London again stands at the forefront, receiving near about 10% of citations followed by Georgetown University with almost 5% share of citations. A total of 67 agencies have funded Taliban research of which 52 agencies have funded a single publication each. The prominent agency has been identified as the United Kingdom Research and Innovation, followed by the Economic and Social Research Council (UK), European Commission, Air Force Office of Scientific Research (US), National Science Foundation (US), and United States Department of Defense respectively. The prolific authors active in Taliban research worldwide, along with their impact and affiliation were Harpviken Kristian Berg, affiliated with the University of Oslo, Rubin Barnett, Rashid Ahmad, Ahmad Kabir, and Yapp Malcolm respectively.

## CONCLUSION

Taliban has emerged again as a ruling organization of Afghanistan. Taliban has formed the government in Kabul after two decades of insurgent fighting with NATO-led by the USA and Afghanistan Forces. The Taliban fighters appeared in the streets of Kabul carrying the signature weapon of insurgent fighters, the AK-47, and other variants the NATO forces left behind (Arduino, 2021). It is necessary to know how they will use these advanced weapons of war and destruction. Besides, researchers have to study the reasons for the failure of NATO forces and the success of the Taliban in the region. Although, Sarwary (2012) has brought into light many prominent reasons before these needs to be revisited and refreshed again, like-

*“The country's poor literacy rate and the Taliban's psychological war in many districts is believed to have helped the insurgents to win the hearts of the Afghan population. Taliban songs, videos, and ringtones play on people's emotions. Taliban officials do the rounds in villages, districts, and valleys collecting taxes and dispensing their version of justice. The Taliban courts were swift and strict. I know of several cases where Taliban officials have been fired because people have complained about them - many people see this as a more responsive system than the*



*actual government where such action is rare. The author further elaborated that another reason for locals turning away from the elected government is its failure to restore or maintain order in areas vacated by Western forces. Afghan security forces, grappling with high illiteracy rates, desertion, drug addiction, and Taliban infiltration, have failed to instill confidence in the people. There have even been several reports of Afghan police selling their weapons to militants”.*

Further, the Taliban shows maturity in their vision and mission as compared to their old regime. Furthermore, the Taliban impact on regional security and world response to this regime is yet to be observed. Keeping all these issues in mind, the Taliban will be a hot topic of research. The researchers need to assess the changing behavior, policies, and plans of the Taliban in their research programs continuously across the globe. The funding agencies need to open gates for researchers researching the Taliban to accelerate research productivity.

## REFERENCES

- Arduino, A. (2021, August 24). What Will the Taliban Do With Their New US Weapons? *The Diplomat*. Retrieved September 29, 2021, from <https://thediplomat.com/2021/08/what-will-the-taliban-do-with-their-new-us-weapons/>
- Linschoten, A. S. & Kuehn, F. (2012). *An Enemy We Created*. Oxford University Press.
- Rashid, A. (2002). *Taliban-Islam, oil and the new great game in Central Asia*. I.B. Tauris.
- Rashid, A. (2013). *Taliban*. I.B.Tauris.
- Sarwary, B. (2012, February 2). *Why Taliban are so strong in Afghanistan*. Retrieved September 29, 2021 from BBC News: <https://www.bbc.com/news/world-asia-16851949>
- Scanlon, S. (2011). The Taliban: a study of book collections on the Taliban in academic, public and west point libraries. *Collection Building*, 30(3), 131-134.
- Sheikh, M. K. (2012). “Sacred Pillars of Violence: Findings from a Study of the Pakistani Taliban”. *Politics, Religion and Ideology*. Vol 13: No. 4, 439-454.
- Zaef, A. S. (2010). *My Life with the Taliban*. Columbia University Press.